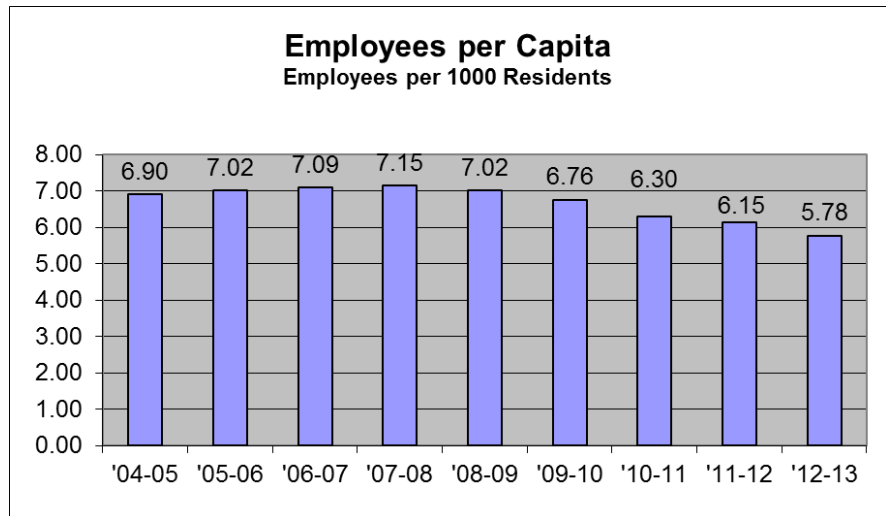
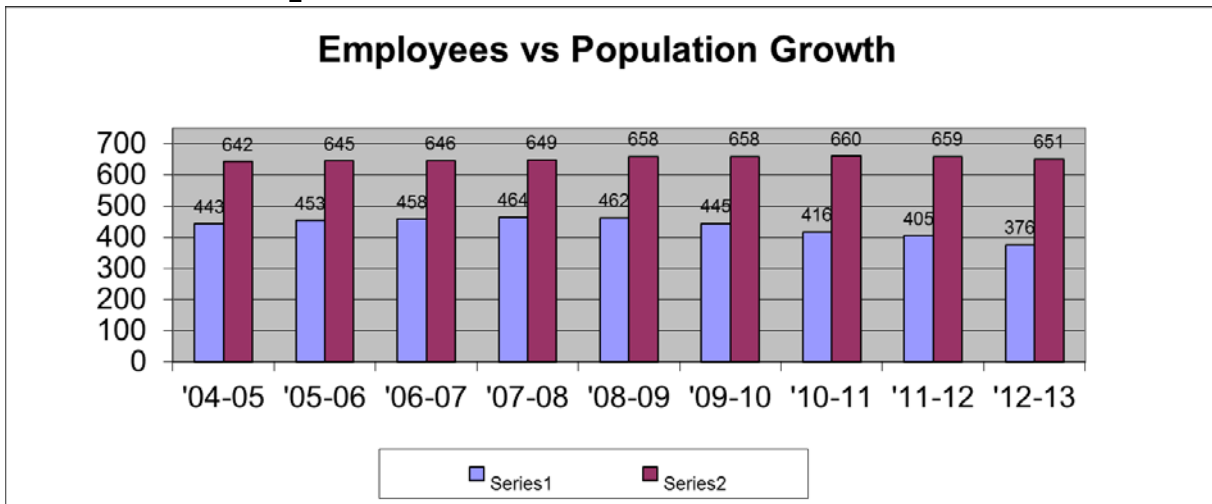
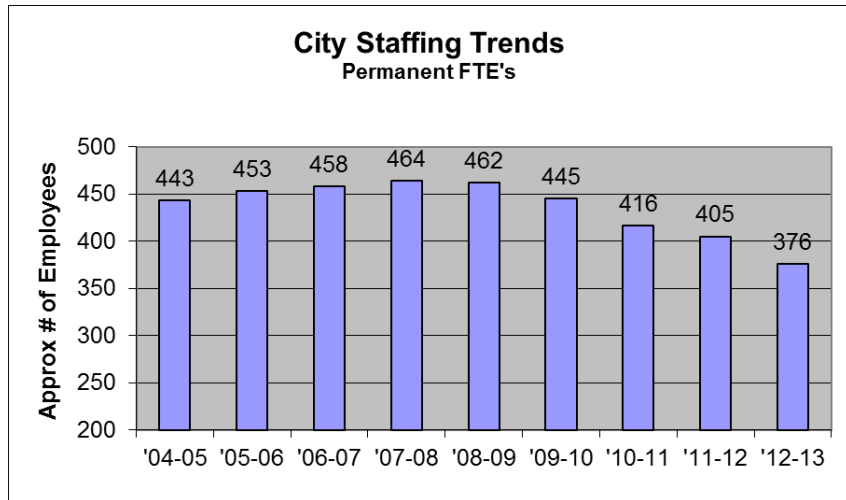


The City Organization

A citywide organizational chart appears in this section, while the graphs below summarize historical citywide staffing changes. The first graph shows a ten-year personnel trend for the city, combining the following positions: all Regular Full Time, Regular Part Time and Special Funded. Temporary positions are not included in this discussion.



CITYWIDE SCHEDULE OF POSITIONS - FY 12/13

Position Title	09/10 FTE's	10/11 FTE's	11/12 FTE's	12/13 FTE's
ACCOUNTANT	0.00	0.00	1.00	1.00
ACCOUNTING ASST	0.00	0.00	6.00	5.00
ADMINISTRATIVE AIDE - CONF	6.00	6.00	6.00	4.00
ADMINISTRATIVE ANALYST II	3.00	1.00	1.00	1.00
ADMINISTRATIVE OPERATIONS SUPV	1.00	1.00	1.00	1.00
ADMINISTRATIVE SERVICES DIRECTOR	0.00	0.00	0.00	1.00
ADMINISTRATIVE SERVICES MANAGR	1.00	1.00	1.00	1.00
ASSET MANAGER	0.00	0.00	0.00	1.00
ASSISTANT CHIEF BLDG OFFICIAL	1.00	1.00	1.00	0.00
ASSISTANT CITY ENGINEER	1.00	1.00	1.00	0.00
ASSISTANT CITY MANAGER	1.00	1.00	1.00	0.00
ASSISTANT PLANNER II	1.00	1.00	1.00	1.00
ASSISTANT POLICE CHIEF	1.00	1.00	1.00	2.00
ASSISTANT PUBLIC WORKS DIR.	1.00	1.00	1.00	1.00
ASSISTANT TO THE DIRECTOR	3.00	3.00	3.00	1.00
ASSOC ENGINEER - PAVEMENT MGMT	1.00	0.00	0.00	0.00
ASSOCIATE CIVIL ENGINEER	3.00	3.00	3.00	3.00
BICYCLE/PEDESTRIAN COORDINATOR	1.00	1.00	1.00	1.00
BUDGET MANAGER	1.00	1.00	1.00	1.00
BUDGET SPECIALIST I	0.00	0.00	1.00	0.00
BUDGET SPECIALIST II	0.00	0.00	1.00	1.00
BUILDING INSPECTOR I	0.00	0.00	0.00	3.00
BUILDING INSPECTOR II	3.00	2.00	2.00	1.00
BUILDING MAINT CREW SUPV	1.00	0.00	0.00	0.00
BUILDING MAINT WORKER I	1.00	0.00	0.00	0.00
BUILDING MAINT WORKER II	2.00	3.00	3.00	2.00
BUILDING/PLANNING TECH I	1.00	0.00	0.00	0.00
BUILDING/PLANNING TECH II	2.00	2.00	2.00	2.00
CHIEF BUILDING OFFICIAL	1.00	1.00	1.00	1.00
CITY CLERK	1.00	1.00	1.00	1.00
CITY ELECTRICIAN	1.00	1.00	1.00	0.00
CITY ENGINEER	1.00	1.00	1.00	1.00
CITY MANAGER	1.00	1.00	1.00	1.00
CODE COMPLIANCE OFFICER	1.00	1.00	0.00	0.00
COLLECTION SYSTEM WORKER	2.00	2.00	2.00	3.00
COLLECTIONS SYSTEM SUPERVISOR	1.00	1.00	1.00	1.00
COLLECTIONS SYSTEMS TECHNICIAN	3.00	3.00	3.00	3.00
COMM SERVICES PRGM COORD	5.00	3.00	3.00	5.00
COMM SVC THEATER COORD	0.00	0.00	0.00	1.00
COMMUNITY DEVELOPMENT ADMINISTRATC	0.00	1.00	1.00	1.00
COMMUNITY DEVELOPMENT DIRECTOR	1.00	1.00	1.00	1.00
COMMUNITY PROJECTS SPECIALIST	1.00	1.00	1.00	0.00
COMMUNITY SERVICES DIRECTOR	1.00	1.00	1.00	1.00
COMMUNITY SERVICES MANAGER	1.00	1.00	1.00	0.00
COMMUNITY SERVICES SUPERVISOR	4.00	4.00	4.00	4.00
COMMUNITY SVCS SUPERINTENDENT	1.00	1.00	1.00	2.00
COMPUTER SUPPORT TECH II-CONF	2.00	2.00	2.00	2.00
CONSERVATION COORDINATOR	1.00	1.00	1.00	1.00
CRIME ANALYST	1.00	1.00	1.00	0.00
CUSTODIAL CREW SUPERVISOR	1.00	1.00	1.00	0.00
CUSTODIAN II	4.00	4.00	4.00	3.00

CITYWIDE SCHEDULE OF POSITIONS - FY 12/13

Position Title	09/10 FTE's	10/11 FTE's	11/12 FTE's	12/13 FTE's
DEPARTMENT SYSTEMS ANALYST	1.00	1.00	1.00	1.00
DEPUTY CITY CLERK I	0.00	1.00	1.00	1.00
DEPUTY CITY CLERK II	0.00	0.00	0.00	0.00
DEPUTY CITY MANAGER	2.00	1.00	1.00	1.00
ECONOMIC DEVELOPMENT COORD	1.00	1.00	1.00	1.00
ELECTRICIAN	6.00	6.00	6.00	5.00
ELECTRICIAN'S HELPER	1.00	0.00	0.00	0.00
ENGINEERING ASSISTANT	1.00	1.00	1.00	1.00
ENGINEERING TECHNICIAN II	2.00	2.00	2.00	2.00
ENVIRONMENTAL COMPLIANCE COORD	1.00	1.00	1.00	1.00
ENVIRONMENTAL RES SPECIALIST	1.00	1.00	1.00	1.00
ENVIRONMENTAL RES SUPERVISOR	1.00	1.00	1.00	1.00
EQUIP MAINTENANCE CREW SUPRVSR	0.00	0.00	0.00	0.00
EQUIPMENT MECHANIC II	3.00	3.00	3.00	2.00
EVID/PROPERTY/CRIME SCENE TECH	1.00	1.00	1.00	1.00
FACILITIES MANAGER	1.00	0.00	0.00	0.00
FACILITIES SUPERVISOR	0.00	1.00	1.00	1.00
FINANCE ADMINISTRATOR	0.00	0.00	0.00	1.00
FINANCIAL ANALYST II	1.00	1.00	1.00	0.00
FINANCIAL ASSISTANT II	6.00	6.00	0.00	0.00
FINANCIAL ASSOCIATE	2.00	2.00	0.00	0.00
FINANCIAL ASSOCIATE-CONF	2.00	1.00	0.00	0.00
FINANCIAL COORDINATOR	1.00	1.00	0.00	0.00
FINANCIAL PLANNING SPECIALIST	1.00	1.00	1.00	1.00
FINANCIAL SERVICES MANAGER	1.00	1.00	0.00	0.00
FINANCIAL SUPERVISOR -CONF	2.00	2.00	1.00	2.00
FIRE BUSINESS MANAGER	1.00	0.00	0.00	0.00
FIRE CAPTAIN	10.00	10.00	10.00	9.00
FIRE CHIEF	1.00	1.00	1.00	1.00
FIRE DIVISION CHIEF	2.00	2.00	2.00	4.00
FIREFIGHTER I	8.00	6.00	2.00	1.00
FIREFIGHTER II	28.00	30.00	33.00	32.00
FLEET MANAGER	1.00	1.00	1.00	1.00
GENERAL MANAGER	0.00	0.00	0.00	1.00
GENERAL SERVICES CLERK	2.00	1.00	1.00	1.00
HOUSING PROGRAM COORDINATOR	1.00	1.00	1.00	0.00
HOUSING/HUMAN SVCS PROG SUPT	1.00	1.00	1.00	1.00
HUMAN RESOURCES ADMINISTRATOR	1.00	1.00	1.00	1.00
HUMAN RESOURCES ANALYST II	1.00	1.00	1.00	1.00
HUMAN RESOURCES ASST - CONF	2.00	1.00	1.00	2.00
HUMAN RESOURCES TECH - CONF	1.00	1.00	1.00	1.00
INFORMATION TECH ADMIN	1.00	1.00	1.00	1.00
IPM SPECIALIST	1.00	1.00	0.00	1.00
IRRIGATION CREW SUPERVISOR	0.00	0.00	0.00	0.00
IS ADMINISTRATIVE MANAGER	1.00	1.00	1.00	1.00
LEAD PUBLIC SAFETY DISPATCHER	2.00	0.00	0.00	0.00
MEDIA SERVICES SPECIALIST	1.00	1.00	1.00	1.00
MIS SENIOR SYSTEM ANALYST	3.00	2.00	2.00	2.00
MIS SYSTEM ANALYST-CONF	2.00	2.00	2.00	2.00
OFFICE ASSISTANT I	1.00	1.00	1.00	0.00
OFFICE ASSISTANT II	6.00	6.00	6.00	7.00

CITYWIDE SCHEDULE OF POSITIONS - FY 12/13

Position Title	09/10 FTE's	10/11 FTE's	11/12 FTE's	12/13 FTE's
OFFICE ASSISTANT II - CONF	1.00	1.00	1.00	1.00
OPERATIONS ADMINISTRATOR	0.00	0.00	0.00	0.00
PARK MAINT CREW SUPERVISOR	4.00	3.00	3.00	3.00
PARK MAINT WORKER I	5.00	4.00	3.00	1.00
PARK MAINT WORKER II	13.00	11.00	11.00	12.00
PARKING ENFORCEMENT OFFICER	5.00	5.00	4.00	0.00
PARKS & GEN SVCS DIRECTOR	1.00	0.00	0.00	0.00
PARKS & URBAN FOREST MGR	0.00	1.00	1.00	0.00
PARKS MANAGER	1.00	0.00	0.00	1.00
PARKS SUPERVISOR	2.00	2.00	2.00	2.00
PARKS/GEN SRVS SUPERINTENDENT	1.00	1.00	1.00	0.00
PD INTELLIGENCE/RESOURCE ANALYST PLANNER	0.00	0.00	0.00	1.00
POLICE CAPTAIN	4.00	4.00	3.00	2.00
POLICE CHIEF	1.00	1.00	1.00	0.00
POLICE CORPORAL	1.00	1.00	1.00	1.00
POLICE LIEUTENANT	0.00	0.00	6.00	6.00
POLICE OFFICER	3.00	3.00	4.00	4.00
POLICE RECORDS SPECIALIST II	45.00	45.00	40.00	41.00
POLICE SERGEANT	4.00	4.00	4.00	4.00
POLICE SERVICE SPECIALIST	10.00	9.00	8.00	8.00
POLICE SERVICE SPECIALIST SUPERVISOR	5.00	4.00	4.00	8.00
POOL MAINTENANCE CREW SUPRVR	0.00	0.00	0.00	1.00
POOL MAINTENANCE WORKER I	1.00	1.00	1.00	1.00
POOL MAINTENANCE WORKER II	1.00	0.00	0.00	0.00
PRINCIPAL CIVIL ENGINEER	1.00	2.00	2.00	2.00
PRINCIPAL ENGINEER	2.00	2.00	2.00	2.00
PRINCIPAL PLANNER	0.00	0.00	0.00	0.00
PROGRAM ASSISTANT	2.00	2.00	2.00	1.00
PROPERTY MANAGEMENT COORD	1.00	1.00	1.00	0.00
PUBLIC RELATIONS MANAGER II	1.00	1.00	1.00	1.00
PUBLIC SAFETY DISPATCH SUPERV	1.00	1.00	1.00	1.00
PUBLIC SAFETY DISPATCHER I	2.00	2.00	2.00	2.00
PUBLIC SAFETY DISPATCHER II	5.00	2.00	2.00	1.00
PUBLIC WORKS CREW SUPERVISOR	5.00	10.00	10.00	11.00
PUBLIC WORKS DIRECTOR	2.00	1.00	1.00	1.00
PUBLIC WORKS INSP I	1.00	1.00	1.00	0.00
PUBLIC WORKS INSP II	1.00	1.00	1.00	1.00
PUBLIC WORKS INSPECTION SUPV	2.00	2.00	2.00	2.00
PUBLIC WORKS MAINT WKR I	1.00	1.00	1.00	1.00
PUBLIC WORKS MAINT WKR II	2.00	0.00	0.00	0.00
RECORDS SUPERVISOR	12.00	11.00	11.00	5.00
RESIDENTIAL RESALE INSP I	1.00	1.00	1.00	1.00
RESIDENTIAL RESALE INSP II	0.00	0.00	1.00	0.00
SECRETARY - CONF	1.00	0.00	0.00	0.00
SECRETARY TO CITY MANAGER-CONF	0.00	0.00	0.00	1.00
SECRETARY TO POLICE CHIEF-CONF	1.00	1.00	1.00	0.00
SENIOR BUILDING INSPECTOR	0.00	0.00	0.00	1.00
SENIOR CIVIL ENGINEER	1.00	1.00	1.00	1.00
SENIOR CIVIL ENGINEER /WATER	3.00	3.00	3.00	3.00
SENIOR ELECTRICIAN	0.00	0.00	0.00	0.00
	1.00	1.00	1.00	1.00

■
 ■
CITYWIDE SCHEDULE OF POSITIONS - FY 12/13

Position Title	09/10 FTE's	10/11 FTE's	11/12 FTE's	12/13 FTE's
SENIOR ENGINEERING ASSISTANT	3.00	2.00	2.00	2.00
SENIOR OFFICE ASSISTANT	3.00	3.00	3.00	2.00
SENIOR OFFICE ASSISTANT - CONF	3.00	2.00	2.00	2.00
SENIOR PLANS EXAMINER	1.00	1.00	1.00	1.00
SENIOR PUBLIC WORKS SUPVR	1.00	1.00	1.00	1.00
SENIOR UTILITY PROGRAM TECH	0.00	0.00	0.00	0.00
SMALL TREE SPECIALIST	1.00	1.00	1.00	0.00
SOCIAL SVCS PROG SUPERVISOR	1.00	0.00	0.00	0.00
SPORTS FIELD MAINT SPECIALIST	1.00	1.00	1.00	1.00
SR ACCOUNTING ASSISTANT	0.00	0.00	3.00	4.00
SR POLICE RECORDS SPECIALIST	1.00	0.00	0.00	0.00
SR PW COLLECTIONS SUPERVISOR	1.00	1.00	1.00	1.00
SR UTILITY RESOURCE SPECIALIST	1.00	1.00	1.00	1.00
SR WATER DIVISION SUPERVISOR	1.00	1.00	1.00	1.00
STOCK CLERK	1.00	1.00	1.00	0.00
STOREKEEPER	1.00	1.00	1.00	1.00
SUSTAINABILITY PROG COORD	1.00	1.00	1.00	1.00
TECHNICAL SERVICES MANAGER	1.00	1.00	1.00	1.00
TRANSPORTATION PLANNER	0.00	0.00	0.00	1.00
TRANSPORTATION PROG CREW SUP	1.00	1.00	1.00	1.00
TREE GROUNDS PERSON	1.00	1.00	1.00	0.00
TREE TRIMMER II	1.00	1.00	1.00	0.00
URBAN FOREST MANAGER	1.00	0.00	0.00	1.00
URBAN FOREST SUPERVISOR	1.00	1.00	1.00	0.00
UTILITIES ENGINEER	1.00	1.00	1.00	0.00
UTILITIES MANAGER	1.00	1.00	1.00	1.00
UTILITY PROGRAM COORDINATOR	2.00	2.00	2.00	2.00
WATER DISTRIBUTION CREW SUPV	2.00	2.00	2.00	1.00
WATER DISTRIBUTION MAINT WKR	7.00	6.00	6.00	5.00
WATER DISTRIBUTION PRGM SUPV	1.00	1.00	1.00	1.00
WATER DIVISION SUPERVISOR	1.00	1.00	1.00	0.00
WATER PRODUCTION SYSTEM OPER	2.00	3.00	3.00	3.00
WATER PRODUCTION SYSTEM SUPV	1.00	1.00	1.00	1.00
WATER SYSTEM MAINT WORKER	2.00	2.00	2.00	2.00
WILDLIFE RES SPECIALIST	1.00	1.00	1.00	1.00
WW DIV WATER QUALITY SUP	1.00	1.00	1.00	1.00
WWTP LABORATORY ANALYST	2.00	2.00	2.00	1.00
WWTP LEAD LAB ANALYST	1.00	1.00	1.00	1.00
WWTP LEAD OPERATOR	5.00	5.00	5.00	5.00
WWTP MAINTENANCE TECH I	2.00	2.00	1.00	0.00
WWTP MAINTENANCE TECHNICIAN II	1.00	1.00	2.00	3.00
WWTP QUALITY CONTROL COORD	0.00	0.00	0.00	0.00
WWTP SENIOR OPERATOR	2.00	2.00	2.00	1.00
WWTP SR MAINTENANCE TECHNICIAN	2.00	2.00	2.00	2.00
WWTP SUPERINTENDENT	0.00	1.00	1.00	1.00
WWTP SUPERVISOR	1.00	0.00	0.00	0.00
YOUTH INTERVENTION SPECIALIST	1.00	1.00	1.00	1.00
TOTAL REGULAR FULL-TIME FTE'S	410.00	380.00	376.00	350.00



CITYWIDE SCHEDULE OF POSITIONS - FY 12/13

Position Title	09/10 FTE's	10/11 FTE's	11/12 FTE's	12/13 FTE's
ADMINISTRATIVE AIDE	0.75	0.75	0.75	0.75
COMM SERVICES PRGM COORD	3.00	5.25	4.75	2.25
COMM SVC THEATER COORD - 50%	0.00	0.50	0.50	0.00
CUSTODIAN II	1.25	1.25	1.25	1.25
DEPUTY CITY CLERK I - 50%	0.50	0.00	0.00	0.00
EQUIPMENT MECHANIC - 75%	0.00	0.00	0.00	0.75
IPM SPECIALIST 50%	0.00	0.00	0.50	0.00
MEDIA SERVICE PRODUCTION ASST - 50%	0.50	0.50	0.50	0.50
OFFICE ASSISTANT II - 50%	1.00	1.00	1.00	0.00
OFFICE ASSISTANT II - 75%	0.00	0.00	0.00	0.75
PARK MAINT WORKER II - 50%	0.00	0.00	0.00	0.50
PLANNER	0.00	0.00	0.60	0.00
POLICE RECORDS SPECIALIST II - 50%	0.00	0.50	0.50	0.00
PROGRAM AIDE-COURIER CONF	0.50	0.50	0.00	0.00
SENIOR OFFICE ASSISTANT - 50%	0.00	0.50	0.50	0.00
SENIOR OFFICE ASSISTANT - 75%	0.00	0.00	0.00	0.75
SOCIAL SVCS PROG COORD - 75%	0.00	0.75	0.00	0.00
STOCK CLERK - 75%	0.00	0.00	0.00	0.75
SUPPORT SVCS TECH 75% - CONF	0.75	0.75	0.75	0.75
TOTAL REGULAR PART-TIME FTE'S	8.25	12.25	11.60	9.00

ADMINISTRATIVE ANALYST II	0.00	1.00	1.00	1.00
CHILD CARE FIN ASSOC	1.00	1.00	0.00	0.00
CHILD CARE FIN ASST II	2.00	2.00	2.00	2.00
CHILD CARE FINANCIAL SUPERVISOR	1.00	1.00	0.00	1.00
CHILD CARE MANAGER	1.00	1.00	0.00	0.00
CHILD CARE PROGRAM ASSISTANT	0.00	1.00	2.00	0.00
CHILD CARE PROGRAM COORD	1.00	0.00	1.00	3.00
CHILD CARE SUPERVISOR	1.00	1.00	1.00	1.00
ELIGIBILITY WORKER I - SPANISH	1.00	1.00	0.00	0.00
ELIGIBILITY WORKER II - SPANISH	0.00	0.00	1.00	1.00
ELIGIBILITY WORKER II	5.00	5.00	2.00	2.00
FINANCIAL ASSISTANT II	0.00	0.00	0.00	0.00
FINANCIAL ASSOCIATE	0.00	0.00	0.00	0.00
LEAD ELIGIBILITY WORKER	2.00	2.00	1.00	1.00
PARATRANSIT COORDINATOR	1.00	1.00	1.00	1.00
PARATRANSIT SPECIALIST	0.00	0.00	0.00	1.00
PARATRANSIT SUPERVISOR	1.00	1.00	1.00	1.00
PARATRANSIT VEHICLE OPERATOR	1.00	1.00	1.00	0.00
SENIOR CHILD CARE SUPERVISOR	0.00	0.00	1.00	1.00
SENIOR OFFICE ASSISTANT	1.00	0.00	0.00	0.00
TOTAL SP FUNDED REG FULL-TIME FTE'S	19.00	19.00	15.00	16.00



■
 ■
 ■
 -
CITYWIDE
HUMAN RESOURCES FY 12/13

Position Title	09/10 FTE's	10/11 FTE's	11/12 FTE's	12/13 FTE's
CHILD CARE FIN ASST I	0.50	0.00	0.00	0.00
CHILD CARE FIN ASST II	1.00	0.50	0.00	0.00
CHILD CARE FINANCIAL SUPV	0.00	0.00	0.75	0.00
CHILD CARE PROGRAM ASSISTANT	3.00	1.25	0.50	0.75
CHILD CARE PROGRAM COORD	0.75	1.50	0.00	0.00
CHILD CARE SUPERVISOR - 75%	0.75	0.00	0.00	0.00
ELIGIBILITY WORKER I - RUSSIAN - 50%	0.75	0.50	0.50	0.50
ELIGIBILITY WORKER II	0.00	0.50	0.00	0.00
LEAD ELIGIBILITY WORKER	0.50	0.00	0.00	0.00
PROGRAM AIDE	0.75	0.00	0.00	0.00
SENIOR OFFICE ASSISTANT - 50%	0.00	0.00	0.50	0.00
SENIOR OFFICE ASSISTANT - 75%	0.00	0.75	0.00	0.00
TOTAL SP FUNDED REG PART-TIME FTE'S	8.00	5.00	2.25	1.25
COMM SVCS SPEC III (BUDGET)	0.12	0.12	0.12	0.12
COMM SVCS SPEC IV (BUDGET)	49.07	53.35	50.94	53.20
COMM SVCS SPEC IX (BUDGET)	0.00	0.38	0.00	0.00
COMM SVCS SPEC VI	0.28	0.28	0.28	0.28
COMM SVCS SPEC VIII (BUDGET)	0.00	0.13	0.00	0.00
COMM SVCS SPEC X	0.58	0.58	0.58	0.58
COMMUNITY SRVC OFFCR (BUDGET)	3.84	2.88	2.40	1.11
CUSTODIAN AIDE II (BUDGET)	0.23	0.23	0.23	0.23
ELECTRICIAN	0.24	0.24	0.24	0.24
ENGINEERING INTERN (BUDGET)	1.56	1.56	1.56	1.56
INTERN (BUDGET)	0.04	0.00	0.00	0.00
MAINTENANCE AIDE I (BUDGET)	4.36	4.36	2.22	2.22
MAINTENANCE AIDE II (BUDGET)	7.12	7.12	6.47	6.47
MIS INTERN	0.24	0.24	0.24	0.24
OFFICE ASSISTANT II	0.48	0.48	0.48	0.48
PARATRANSIT SERVICE SPECIALIST	4.54	4.62	4.99	4.99
PARK MAINT WORKER I	0.48	0.48	0.48	0.48
PLANNING INTERN	0.57	0.57	0.57	0.57
POLICE RECORDS SPECIALIST	0.00	0.48	0	0
POLICE SERVICE SPECIALIST	0.00	0.49	0	0
PROGRAM AIDE	0.21	0.00	0.00	0.00
PROGRAM ASSISTANT	0.48	0.48	0.48	0.48
PUBLIC SAFETY DISPATCHER II	0.00	0.17	0.17	0.17
PUBLIC WORKS MAINT WKR I	3.84	3.84	3.84	3.84
PUBLIC WORKS MAINT WKR II	0.96	0.96	0.96	0.96
SENIOR UTILITY PROGRAM TECH	0.14	0.14	0.14	0.14
TOTAL TEMPORARY PART-TIME FTE'S	79.38	84.18	77.39	78.36
TOTAL CITYWIDE FTE'S	524.63	500.43	482.24	454.61

City of Davis Organizational Chart

