National Data & Surveying Services

Intersection Turning Movement Count

Location: Mace Blvd & San Marino Dr
City: Davis
Control: Signalized

Project ID: 19-07183-005
Date: 5/30/2019

Total

NS/EW Streets:	Mace Blvd				Mace Blvd				San Marino Dr				San Marino Dr				
AM	NORTHBOUND				SOUTHBOUND				EASTBOUND				WESTBOUND				
	0	2	0	0	1	1	0	0	0	1	0	0	0	1	0	0	
	NL	NT	NR	NU	SL	ST	SR	SU	EL	ET	ER	EU	WL	WT	WR	WU	TOTAL
7:30 AM	1	40	0	0	0	17	1	1	13	0	0	0	0	0	0	0	73
7:45 AM	0	35	0	0	0	28	3	0	14	0	1	0	0	0	1	0	82
8:00 AM	0	58	0	0	0	34	3	0	24	0	3	0	0	0	0	0	122
8:15 AM	2	49	0	0	0	49	10	0	10	0	1	0	0	0	0	0	121
8:30 AM	2	41	0	0	0	49	6	0	7	0	0	0	0	0	0	0	105
8:45 AM	1	38	0	0	1	34	5	1	8	0	1	0	0	0	0	0	89
9:00 AM	0	30	0	0	0	36	6	0	6	0	5	0	0	0	1	0	84
9:15 AM	1	47	0	0	0	24	3	0	9	0	0	0	0	0	0	0	84
	NL	NT	NR	NU	SL	ST	SR	SU	EL	ET	ER	EU	WL	WT	WR	WU	TOTAL
TOTAL VOLUMES :	7	338	0	0	1	271	37	2	91	0	11	0	0	0	2	0	760
APPROACH %'s :	2.03%	97.97%	0.00%	0.00%	0.32%	87.14%	11.90%	0.64%	89.22%	0.00%	10.78%	0.00%	0.00%	0.00%	100.00%	0.00%	
PEAK HR :	**08:00 AM - 09:00 AM**																TOTAL
PEAK HR VOL :	5	186	0	0	1	166	24	1	49	0	5	0	0	0	0	0	437
PEAK HR FACTOR :	0.625	0.802	0.000	0.000	0.250	0.847	0.600	0.250	0.510	0.000	0.417	0.000	0.000	0.000	0.000	0.000	0.895
		0.823				0.814				0.500							

PM	NORTHBOUND				SOUTHBOUND				EASTBOUND				WESTBOUND				
	0	2	0	0	1	1	0	0	0	1	0	0	0	1	0	0	
	NL	NT	NR	NU	SL	ST	SR	SU	EL	ET	ER	EU	WL	WT	WR	WU	TOTAL
4:30 PM	5	115	0	1	0	27	5	0	4	0	2	0	0	0	0	0	159
4:45 PM	2	109	0	0	0	35	6	0	10	0	2	0	0	0	0	0	164
5:00 PM	2	91	0	0	0	52	13	0	8	0	1	0	0	0	0	0	167
5:15 PM	3	95	1	0	0	35	11	1	5	0	1	0	0	0	0	0	152
5:30 PM	1	108	0	0	0	31	8	0	4	0	0	0	0	0	0	0	152
5:45 PM	3	87	0	0	0	45	8	0	11	0	2	0	0	0	0	0	156
6:00 PM	1	56	1	0	0	39	11	0	8	0	0	0	0	0	0	0	116
6:15 PM	0	63	0	0	0	27	9	0	3	0	0	0	0	0	0	0	102
	NL	NT	NR	NU	SL	ST	SR	SU	EL	ET	ER	EU	WL	WT	WR	WU	TOTAL
TOTAL VOLUMES :	17	724	2	1	0	291	71	1	53	0	8	0	0	0	0	0	1168
APPROACH %'s :	2.28%	97.31%	0.27%	0.13%	0.00%	80.17%	19.56%	0.28%	86.89%	0.00%	13.11%	0.00%					
PEAK HR :	**04:30 PM - 05:30 PM**																TOTAL
PEAK HR VOL :	12	410	1	1	0	149	35	1	27	0	6	0	0	0	0	0	642
PEAK HR FACTOR :	0.600	0.891	0.250	0.250	0.000	0.716	0.673	0.250	0.675	0.000	0.750	0.000	0.000	0.000	0.000	0.000	0.961
		0.876				0.712				0.688							

National Data & Surveying Services

Intersection Turning Movement Count

Location: Mace Blvd & San Marino Dr
City: Davis
Control: Signalized

Project ID: 19-07183-005
Date: 5/30/2019

Cars

NS/EW Streets:	Mace Blvd				Mace Blvd				San Marino Dr				San Marino Dr				
AM	NORTHBOUND				SOUTHBOUND				EASTBOUND				WESTBOUND				
	0	2	0	0	1	1	0	0	0	1	0	0	0	1	0	0	
	NL	NT	NR	NU	SL	ST	SR	SU	EL	ET	ER	EU	WL	WT	WR	WU	TOTAL
7:30 AM	1	39	0	0	0	17	1	1	13	0	0	0	0	0	0	0	72
7:45 AM	0	34	0	0	0	25	3	0	14	0	0	0	0	0	1	0	77
8:00 AM	0	57	0	0	0	31	3	0	24	0	3	0	0	0	0	0	118
8:15 AM	2	48	0	0	0	45	10	0	10	0	0	0	0	0	0	0	115
8:30 AM	1	39	0	0	0	47	6	0	7	0	0	0	0	0	0	0	100
8:45 AM	1	38	0	0	1	33	5	1	8	0	1	0	0	0	0	0	88
9:00 AM	0	30	0	0	0	34	6	0	6	0	4	0	0	0	0	0	80
9:15 AM	1	46	0	0	0	21	3	0	9	0	0	0	0	0	0	0	80
	NL	NT	NR	NU	SL	ST	SR	SU	EL	ET	ER	EU	WL	WT	WR	WU	TOTAL
TOTAL VOLUMES :	6	331	0	0	1	253	37	2	91	0	8	0	0	0	1	0	730
APPROACH %'s :	1.78%	98.22%	0.00%	0.00%	0.34%	86.35%	12.63%	0.68%	91.92%	0.00%	8.08%	0.00%	0.00%	0.00%	100.00%	0.00%	
PEAK HR :	**08:00 AM - 09:00 AM**																TOTAL
PEAK HR VOL :	4	182	0	0	1	156	24	1	49	0	4	0	0	0	0	0	421
PEAK HR FACTOR :	0.50	0.798	0.000	0.000	0.250	0.830	0.600	0.250	0.510	0.000	0.333	0.000	0.000	0.000	0.000	0.000	0.892
		0.816				0.827				0.491							

PM	NORTHBOUND				SOUTHBOUND				EASTBOUND				WESTBOUND				
	0	2	0	0	1	1	0	0	0	1	0	0	0	1	0	0	
	NL	NT	NR	NU	SL	ST	SR	SU	EL	ET	ER	EU	WL	WT	WR	WU	TOTAL
4:30 PM	5	111	0	1	0	27	5	0	4	0	2	0	0	0	0	0	155
4:45 PM	2	102	0	0	0	35	6	0	10	0	2	0	0	0	0	0	157
5:00 PM	2	89	0	0	0	52	13	0	8	0	1	0	0	0	0	0	165
5:15 PM	3	92	1	0	0	35	11	1	5	0	1	0	0	0	0	0	149
5:30 PM	1	107	0	0	0	30	8	0	4	0	0	0	0	0	0	0	150
5:45 PM	3	87	0	0	0	45	8	0	11	0	2	0	0	0	0	0	156
6:00 PM	1	55	1	0	0	39	11	0	8	0	0	0	0	0	0	0	115
6:15 PM	0	61	0	0	0	27	9	0	3	0	0	0	0	0	0	0	100
	NL	NT	NR	NU	SL	ST	SR	SU	EL	ET	ER	EU	WL	WT	WR	WU	TOTAL
TOTAL VOLUMES :	17	704	2	1	0	290	71	1	53	0	8	0	0	0	0	0	1147
APPROACH %'s :	2.35%	97.24%	0.28%	0.14%	0.00%	80.11%	19.61%	0.28%	86.89%	0.00%	13.11%	0.00%					
PEAK HR :	**04:30 PM - 05:30 PM**																TOTAL
PEAK HR VOL :	12	394	1	1	0	149	35	1	27	0	6	0	0	0	0	0	626
PEAK HR FACTOR :	0.60	0.887	0.250	0.250	0.000	0.716	0.673	0.250	0.675	0.000	0.750	0.000	0.000	0.000	0.000	0.000	0.948
		0.872				0.712				0.688							

National Data & Surveying Services

Intersection Turning Movement Count

Location: Mace Blvd & San Marino Dr
City: Davis
Control: Signalized

Project ID: 19-07183-005
Date: 5/30/2019

HT

NS/EW Streets:	Mace Blvd				Mace Blvd				San Marino Dr				San Marino Dr				
AM	NORTHBOUND				SOUTHBOUND				EASTBOUND				WESTBOUND				
	0	2	0	0	1	1	0	0	0	1	0	0	0	1	0	0	
	NL	NT	NR	NU	SL	ST	SR	SU	EL	ET	ER	EU	WL	WT	WR	WU	TOTAL
7:30 AM	0	1	0	0	0	0	0	0	0	0	0	0	0	0	0	0	1
7:45 AM	0	1	0	0	0	3	0	0	0	0	1	0	0	0	0	0	5
8:00 AM	0	1	0	0	0	3	0	0	0	0	0	0	0	0	0	0	4
8:15 AM	0	1	0	0	0	4	0	0	0	0	1	0	0	0	0	0	6
8:30 AM	1	2	0	0	0	2	0	0	0	0	0	0	0	0	0	0	5
8:45 AM	0	0	0	0	0	1	0	0	0	0	0	0	0	0	0	0	1
9:00 AM	0	0	0	0	0	2	0	0	0	0	1	0	0	0	1	0	4
9:15 AM	0	1	0	0	0	3	0	0	0	0	0	0	0	0	0	0	4
	NL	NT	NR	NU	SL	ST	SR	SU	EL	ET	ER	EU	WL	WT	WR	WU	TOTAL
TOTAL VOLUMES :	1	7	0	0	0	18	0	0	0	0	3	0	0	0	1	0	30
APPROACH %'s :	12.50%	87.50%	0.00%	0.00%	0.00%	100.00%	0.00%	0.00%	0.00%	0.00%	100.00%	0.00%	0.00%	0.00%	100.00%	0.00%	
PEAK HR :	08:00 AM - 09:00 AM																TOTAL
PEAK HR VOL :	1	4	0	0	0	10	0	0	0	0	1	0	0	0	0	0	16
PEAK HR FACTOR :	0.250	0.500	0.000	0.000	0.000	0.625	0.000	0.000	0.000	0.000	0.250	0.000	0.000	0.000	0.000	0.000	0.667
	0.417				0.625				0.250								

PM	NORTHBOUND				SOUTHBOUND				EASTBOUND				WESTBOUND				
	0	2	0	0	1	1	0	0	0	1	0	0	0	1	0	0	
	NL	NT	NR	NU	SL	ST	SR	SU	EL	ET	ER	EU	WL	WT	WR	WU	TOTAL
4:30 PM	0	4	0	0	0	0	0	0	0	0	0	0	0	0	0	0	4
4:45 PM	0	7	0	0	0	0	0	0	0	0	0	0	0	0	0	0	7
5:00 PM	0	2	0	0	0	0	0	0	0	0	0	0	0	0	0	0	2
5:15 PM	0	3	0	0	0	0	0	0	0	0	0	0	0	0	0	0	3
5:30 PM	0	1	0	0	0	1	0	0	0	0	0	0	0	0	0	0	2
5:45 PM	0	0	0	0	0	0	0	0	0	0	0	0	0	0	0	0	0
6:00 PM	0	1	0	0	0	0	0	0	0	0	0	0	0	0	0	0	1
6:15 PM	0	2	0	0	0	0	0	0	0	0	0	0	0	0	0	0	2
	NL	NT	NR	NU	SL	ST	SR	SU	EL	ET	ER	EU	WL	WT	WR	WU	TOTAL
TOTAL VOLUMES :	0	20	0	0	0	1	0	0	0	0	0	0	0	0	0	0	21
APPROACH %'s :	0.00%	100.00%	0.00%	0.00%	0.00%	100.00%	0.00%	0.00%									
PEAK HR :	04:30 PM - 05:30 PM																TOTAL
PEAK HR VOL :	0	16	0	0	0	0	0	0	0	0	0	0	0	0	0	0	16
PEAK HR FACTOR :	0.00	0.571	0.000	0.000	0.000	0.000	0.000	0.000	0.000	0.000	0.000	0.000	0.000	0.000	0.000	0.000	0.571
	0.571																

National Data & Surveying Services

Intersection Turning Movement Count

Location: Mace Blvd & San Marino Dr
City: Davis
Control: Signalized

Project ID: 19-07183-005
Date: 5/30/2019

Bikes

NS/EW Streets:	Mace Blvd				Mace Blvd				San Marino Dr				San Marino Dr				
AM	NORTHBOUND				SOUTHBOUND				EASTBOUND				WESTBOUND				
	0	2	0	0	1	1	0	0	0	1	0	0	0	1	0	0	
	NL	NT	NR	NU	SL	ST	SR	SU	EL	ET	ER	EU	WL	WT	WR	WU	TOTAL
7:30 AM	0	0	0	0	0	1	0	0	0	0	0	0	0	0	0	0	1
7:45 AM	1	1	0	0	0	0	1	0	0	0	0	0	0	0	0	0	3
8:00 AM	0	2	0	0	0	0	5	0	0	0	1	0	0	0	0	0	8
8:15 AM	0	2	0	0	0	0	0	0	1	0	0	0	0	0	0	0	3
8:30 AM	0	0	0	0	0	0	0	0	0	0	0	0	0	0	0	0	0
8:45 AM	0	0	0	0	0	0	0	0	0	0	0	0	0	0	0	0	0
9:00 AM	0	0	0	0	0	0	0	0	0	0	2	0	0	0	0	0	2
9:15 AM	0	1	0	0	0	0	0	0	0	0	0	0	0	0	0	0	1
	NL	NT	NR	NU	SL	ST	SR	SU	EL	ET	ER	EU	WL	WT	WR	WU	TOTAL
TOTAL VOLUMES :	1	6	0	0	0	1	6	0	1	0	3	0	0	0	0	0	18
APPROACH %'s :	14.29%	85.71%	0.00%	0.00%	0.00%	14.29%	85.71%	0.00%	25.00%	0.00%	75.00%	0.00%					
PEAK HR :	08:00 AM - 09:00 AM																TOTAL
PEAK HR VOL :	0	4	0	0	0	0	5	0	1	0	1	0	0	0	0	0	11
PEAK HR FACTOR :	0.000	0.500	0.000	0.000	0.000	0.000	0.250	0.000	0.250	0.000	0.250	0.000	0.000	0.000	0.000	0.000	0.344
	0.500				0.250				0.500								

PM	NORTHBOUND				SOUTHBOUND				EASTBOUND				WESTBOUND				
	0	2	0	0	1	1	0	0	0	1	0	0	0	1	0	0	
	NL	NT	NR	NU	SL	ST	SR	SU	EL	ET	ER	EU	WL	WT	WR	WU	TOTAL
4:30 PM	0	1	0	0	0	0	0	0	0	0	2	0	0	0	0	0	3
4:45 PM	1	0	0	0	0	1	0	0	0	0	0	0	0	0	0	0	2
5:00 PM	0	3	0	0	0	0	0	0	0	0	1	0	0	0	0	0	4
5:15 PM	0	0	0	0	0	0	1	0	1	0	0	0	0	0	0	0	2
5:30 PM	0	0	0	0	0	0	2	0	0	0	0	0	0	0	0	0	2
5:45 PM	0	0	0	0	0	1	0	0	0	0	0	0	0	0	0	0	1
6:00 PM	0	0	0	0	0	0	0	0	0	0	0	0	0	0	0	0	0
6:15 PM	0	0	0	0	0	0	0	0	0	0	0	0	0	0	0	0	0
	NL	NT	NR	NU	SL	ST	SR	SU	EL	ET	ER	EU	WL	WT	WR	WU	TOTAL
TOTAL VOLUMES :	1	4	0	0	0	2	3	0	1	0	3	0	0	0	0	0	14
APPROACH %'s :	20.00%	80.00%	0.00%	0.00%	0.00%	40.00%	60.00%	0.00%	25.00%	0.00%	75.00%	0.00%					
PEAK HR :	04:30 PM - 05:30 PM																TOTAL
PEAK HR VOL :	1	4	0	0	0	1	1	0	1	0	3	0	0	0	0	0	11
PEAK HR FACTOR :	0.25	0.333	0.000	0.000	0.000	0.250	0.250	0.000	0.250	0.000	0.375	0.000	0.000	0.000	0.000	0.000	0.688
	0.417				0.500				0.500								

National Data & Surveying Services

Intersection Turning Movement Count

Location: Mace Blvd & San Marino Dr **Project ID:** 19-07183-005
City: Davis **Date:** 3/30/2019

Pedestrians (Crosswalks)

NS/EW Streets:	Mace Blvd		Mace Blvd		San Marino Dr		San Marino Dr		
AM	NORTH LEG		SOUTH LEG		EAST LEG		WEST LEG		
	EB	WB	EB	WB	NB	SB	NB	SB	TOTAL
7:30 AM	0	0	0	0	1	1	0	0	2
7:45 AM	0	0	0	0	0	0	0	1	1
8:00 AM	0	1	0	0	0	0	0	1	2
8:15 AM	0	0	0	0	0	0	0	0	0
8:30 AM	0	0	0	0	0	2	0	0	2
8:45 AM	0	1	0	0	0	0	0	0	1
9:00 AM	0	1	0	0	1	0	0	0	2
9:15 AM	0	0	0	0	0	0	1	0	1
	EB	WB	EB	WB	NB	SB	NB	SB	TOTAL
TOTAL VOLUMES :	0	3	0	0	2	3	1	2	11
APPROACH %'s :	0.00%	100.00%			40.00%	60.00%	33.33%	66.67%	
PEAK HR :	08:00 AM - 09:00 AM								TOTAL
PEAK HR VOL :	0	2	0	0	0	2	0	1	5
PEAK HR FACTOR :	0.500				0.250		0.250		0.625

PM	NORTH LEG		SOUTH LEG		EAST LEG		WEST LEG		
	EB	WB	EB	WB	NB	SB	NB	SB	TOTAL
4:30 PM	0	0	0	0	1	0	0	1	2
4:45 PM	0	0	0	0	0	0	0	0	0
5:00 PM	0	0	0	0	1	0	0	1	2
5:15 PM	0	0	0	0	0	0	0	0	0
5:30 PM	1	0	0	0	0	1	0	0	2
5:45 PM	0	0	0	0	0	0	0	1	1
6:00 PM	0	0	0	0	0	0	0	0	0
6:15 PM	0	1	0	0	0	0	0	0	1
	EB	WB	EB	WB	NB	SB	NB	SB	TOTAL
TOTAL VOLUMES :	1	1	0	0	2	1	0	3	8
APPROACH %'s :	50.00%	50.00%			66.67%	33.33%	0.00%	100.00%	
PEAK HR :	04:30 PM - 05:30 PM								TOTAL
PEAK HR VOL :	0	0	0	0	2	0	0	2	4
PEAK HR FACTOR :					0.500		0.500		0.500

Prepared by National Data & Surveying Services

Mace Blvd & San Marino Dr

Peak Hour Turning Movement Count

ID: 19-07183-005
City: Davis

Day: Thursday
Date: 05/30/2019

PEAK HOURS	COUNT PERIODS
08:00 AM - 09:00 AM	07:30 AM - 09:30 AM
NONE	NONE
04:30 PM - 05:30 PM	04:30 PM - 06:30 PM

SOUTHBOUND (Mace Blvd)

AM	24	166	1	1	236	AM
NOON	0	0	0	0	0	NOON
PM	35	149	0	1	438	PM

EASTBOUND (San Marino Dr)

AM	NOON	PM	
29	0	47	
0	0	0	0
49	0	27	0
0	0	0	1
5	0	6	0
AM	NOON	PM	

WESTBOUND (San Marino Dr)

PM	NOON	AM	
0	0	0	0
0	0	0	1
0	0	0	0
0	0	0	0
1	0	1	
PM	NOON	AM	

NORTHBOUND (Mace Blvd)

PM	156	1	12	410	1	PM
NOON	0	0	0	0	0	NOON
AM	171	0	5	186	0	AM

Turning movements (red): SB 0 1 1 0; EB 0 0 1 0; WB 0 1 0 0; NB 0 0 2 0

CONTROL			
Signalized			
TEV	437	0	642
	AM	NOON	PM
PHF	0.90		0.96

Cars (AM)

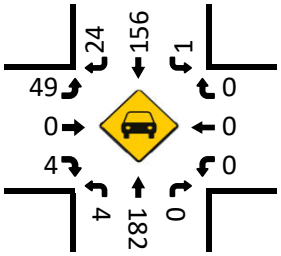

HT (AM)

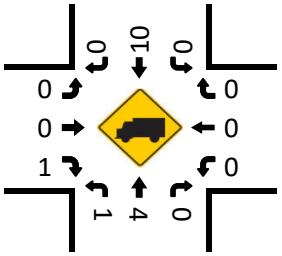

Cars (NOON)

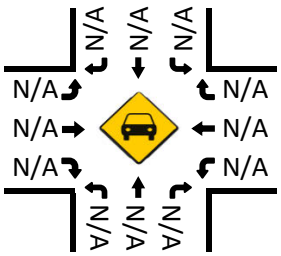

HT (NOON)

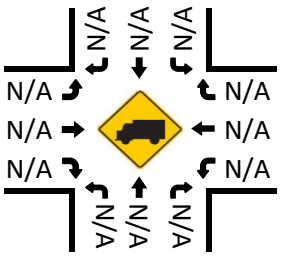

Pedestrians (Crosswalks)

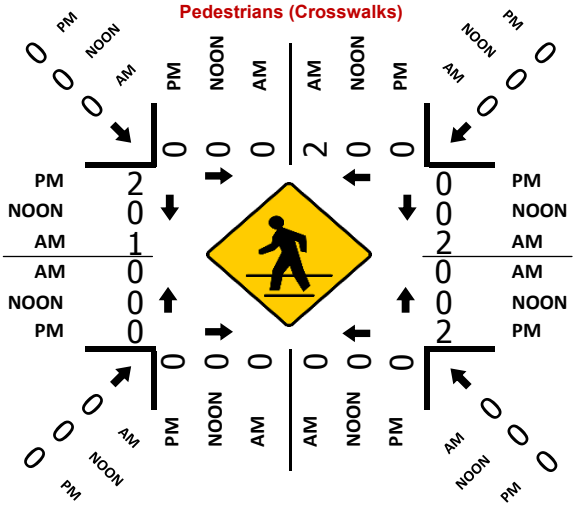

Cars (PM)

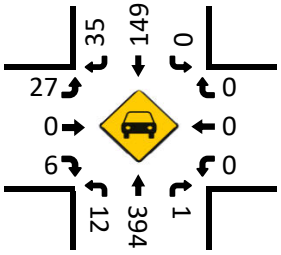

HT (PM)

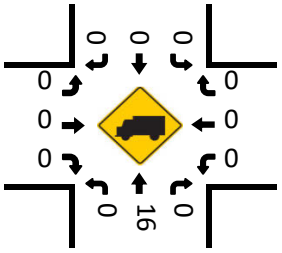

File Name: 19-07183-005
Start Date: 05/30/2019
Start Time: 7:30 AM
Site Code:
Comment 1:
Comment 2:
Comment 3:
Comment 4:

	Mace Blvd Southbound				San Marino Dr Westbound				Mace Blvd Northbound				San Marino Dr Eastbound				
Start Time	LEFT	THRU	RIGHT	UTURNS	LEFT	THRU	RIGHT	UTURNS	LEFT	THRU	RIGHT	UTURNS	LEFT	THRU	RIGHT	UTURNS	
12:00 AM	0	0	0	0	0	0	0	0	0	0	0	0	0	0	0	0	0
12:15 AM	0	0	0	0	0	0	0	0	0	0	0	0	0	0	0	0	0
12:30 AM	0	0	0	0	0	0	0	0	0	0	0	0	0	0	0	0	0
12:45 AM	0	0	0	0	0	0	0	0	0	0	0	0	0	0	0	0	0
1:00 AM	0	0	0	0	0	0	0	0	0	0	0	0	0	0	0	0	0
1:15 AM	0	0	0	0	0	0	0	0	0	0	0	0	0	0	0	0	0
1:30 AM	0	0	0	0	0	0	0	0	0	0	0	0	0	0	0	0	0
1:45 AM	0	0	0	0	0	0	0	0	0	0	0	0	0	0	0	0	0
2:00 AM	0	0	0	0	0	0	0	0	0	0	0	0	0	0	0	0	0
2:15 AM	0	0	0	0	0	0	0	0	0	0	0	0	0	0	0	0	0
2:30 AM	0	0	0	0	0	0	0	0	0	0	0	0	0	0	0	0	0
2:45 AM	0	0	0	0	0	0	0	0	0	0	0	0	0	0	0	0	0
3:00 AM	0	0	0	0	0	0	0	0	0	0	0	0	0	0	0	0	0
3:15 AM	0	0	0	0	0	0	0	0	0	0	0	0	0	0	0	0	0
3:30 AM	0	0	0	0	0	0	0	0	0	0	0	0	0	0	0	0	0
3:45 AM	0	0	0	0	0	0	0	0	0	0	0	0	0	0	0	0	0
4:00 AM	0	0	0	0	0	0	0	0	0	0	0	0	0	0	0	0	0
4:15 AM	0	0	0	0	0	0	0	0	0	0	0	0	0	0	0	0	0
4:30 AM	0	0	0	0	0	0	0	0	0	0	0	0	0	0	0	0	0
4:45 AM	0	0	0	0	0	0	0	0	0	0	0	0	0	0	0	0	0
5:00 AM	0	0	0	0	0	0	0	0	0	0	0	0	0	0	0	0	0
5:15 AM	0	0	0	0	0	0	0	0	0	0	0	0	0	0	0	0	0
5:30 AM	0	0	0	0	0	0	0	0	0	0	0	0	0	0	0	0	0
5:45 AM	0	0	0	0	0	0	0	0	0	0	0	0	0	0	0	0	0
6:00 AM	0	0	0	0	0	0	0	0	0	0	0	0	0	0	0	0	0
6:15 AM	0	0	0	0	0	0	0	0	0	0	0	0	0	0	0	0	0
6:30 AM	0	0	0	0	0	0	0	0	0	0	0	0	0	0	0	0	0
6:45 AM	0	0	0	0	0	0	0	0	0	0	0	0	0	0	0	0	72
7:00 AM	0	0	0	0	0	0	0	0	0	0	0	0	0	0	0	0	154
7:15 AM	0	0	0	0	0	0	0	0	0	0	0	0	0	0	0	0	276
7:30 AM	0	17	1	1	0	0	0	0	1	40	0	0	13	0	0	0	397
7:45 AM	0	28	3	0	0	0	1	0	0	35	0	0	14	0	1	0	430
8:00 AM	0	34	3	0	0	0	0	0	0	58	0	0	24	0	3	0	436
8:15 AM	0	49	10	0	0	0	0	0	2	49	0	0	10	0	1	0	398
8:30 AM	0	49	6	0	0	0	0	0	2	41	0	0	7	0	0	0	361
8:45 AM	1	34	5	1	0	0	0	0	1	38	0	0	8	0	1	0	256
9:00 AM	0	36	6	0	0	0	1	0	0	30	0	0	6	0	5	0	168
9:15 AM	0	24	3	0	0	0	0	0	1	47	0	0	9	0	0	0	84
9:30 AM	0	0	0	0	0	0	0	0	0	0	0	0	0	0	0	0	0
9:45 AM	0	0	0	0	0	0	0	0	0	0	0	0	0	0	0	0	0
10:00 AM	0	0	0	0	0	0	0	0	0	0	0	0	0	0	0	0	0
10:15 AM	0	0	0	0	0	0	0	0	0	0	0	0	0	0	0	0	0

10:30 AM	0	0	0	0	0	0	0	0	0	0	0	0	0	0	0	0	0
10:45 AM	0	0	0	0	0	0	0	0	0	0	0	0	0	0	0	0	0
11:00 AM	0	0	0	0	0	0	0	0	0	0	0	0	0	0	0	0	0
11:15 AM	0	0	0	0	0	0	0	0	0	0	0	0	0	0	0	0	0
11:30 AM	0	0	0	0	0	0	0	0	0	0	0	0	0	0	0	0	0
11:45 AM	0	0	0	0	0	0	0	0	0	0	0	0	0	0	0	0	0
12:00 PM	0	0	0	0	0	0	0	0	0	0	0	0	0	0	0	0	0
12:15 PM	0	0	0	0	0	0	0	0	0	0	0	0	0	0	0	0	0
12:30 PM	0	0	0	0	0	0	0	0	0	0	0	0	0	0	0	0	0
12:45 PM	0	0	0	0	0	0	0	0	0	0	0	0	0	0	0	0	0
1:00 PM	0	0	0	0	0	0	0	0	0	0	0	0	0	0	0	0	0
1:15 PM	0	0	0	0	0	0	0	0	0	0	0	0	0	0	0	0	0
1:30 PM	0	0	0	0	0	0	0	0	0	0	0	0	0	0	0	0	0
1:45 PM	0	0	0	0	0	0	0	0	0	0	0	0	0	0	0	0	0
2:00 PM	0	0	0	0	0	0	0	0	0	0	0	0	0	0	0	0	0
2:15 PM	0	0	0	0	0	0	0	0	0	0	0	0	0	0	0	0	0
2:30 PM	0	0	0	0	0	0	0	0	0	0	0	0	0	0	0	0	0
2:45 PM	0	0	0	0	0	0	0	0	0	0	0	0	0	0	0	0	0
3:00 PM	0	0	0	0	0	0	0	0	0	0	0	0	0	0	0	0	0
3:15 PM	0	0	0	0	0	0	0	0	0	0	0	0	0	0	0	0	0
3:30 PM	0	0	0	0	0	0	0	0	0	0	0	0	0	0	0	0	0
3:45 PM	0	0	0	0	0	0	0	0	0	0	0	0	0	0	0	0	158
4:00 PM	0	0	0	0	0	0	0	0	0	0	0	0	0	0	0	0	322
4:15 PM	0	0	0	0	0	0	0	0	0	0	0	0	0	0	0	0	489
4:30 PM	0	27	5	0	0	0	0	0	5	115	0	1	4	0	2	0	640
4:45 PM	0	35	6	0	0	0	0	0	2	109	0	0	10	0	2	0	634
5:00 PM	0	52	13	0	0	0	0	0	2	91	0	0	8	0	1	0	626
5:15 PM	0	35	11	1	0	0	0	0	3	95	1	0	5	0	1	0	575
5:30 PM	0	31	8	0	0	0	0	0	1	108	0	0	4	0	0	0	526
5:45 PM	0	45	8	0	0	0	0	0	3	87	0	0	11	0	2	0	374
6:00 PM	0	39	11	0	0	0	0	0	1	56	1	0	8	0	0	0	218
6:15 PM	0	27	9	0	0	0	0	0	0	63	0	0	3	0	0	0	102
6:30 PM	0	0	0	0	0	0	0	0	0	0	0	0	0	0	0	0	0
6:45 PM	0	0	0	0	0	0	0	0	0	0	0	0	0	0	0	0	0
7:00 PM	0	0	0	0	0	0	0	0	0	0	0	0	0	0	0	0	0
7:15 PM	0	0	0	0	0	0	0	0	0	0	0	0	0	0	0	0	0
7:30 PM	0	0	0	0	0	0	0	0	0	0	0	0	0	0	0	0	0
7:45 PM	0	0	0	0	0	0	0	0	0	0	0	0	0	0	0	0	0
8:00 PM	0	0	0	0	0	0	0	0	0	0	0	0	0	0	0	0	0
8:15 PM	0	0	0	0	0	0	0	0	0	0	0	0	0	0	0	0	0
8:30 PM	0	0	0	0	0	0	0	0	0	0	0	0	0	0	0	0	0
8:45 PM	0	0	0	0	0	0	0	0	0	0	0	0	0	0	0	0	0
9:00 PM	0	0	0	0	0	0	0	0	0	0	0	0	0	0	0	0	0
9:15 PM	0	0	0	0	0	0	0	0	0	0	0	0	0	0	0	0	0
9:30 PM	0	0	0	0	0	0	0	0	0	0	0	0	0	0	0	0	0
9:45 PM	0	0	0	0	0	0	0	0	0	0	0	0	0	0	0	0	0
10:00 PM	0	0	0	0	0	0	0	0	0	0	0	0	0	0	0	0	0
10:15 PM	0	0	0	0	0	0	0	0	0	0	0	0	0	0	0	0	0
10:30 PM	0	0	0	0	0	0	0	0	0	0	0	0	0	0	0	0	0
10:45 PM	0	0	0	0	0	0	0	0	0	0	0	0	0	0	0	0	0
11:00 PM	0	0	0	0	0	0	0	0	0	0	0	0	0	0	0	0	0
11:15 PM	0	0	0	0	0	0	0	0	0	0	0	0	0	0	0	0	0
11:30 PM	0	0	0	0	0	0	0	0	0	0	0	0	0	0	0	0	0
11:45 PM	0	0	0	0	0	0	0	0	0	0	0	0	0	0	0	0	0

File Name: 19-07183-005
Start Date: 05/30/2019
Start Time: 7:30 AM
Site Code:
Comment 1:
Comment 2:
Comment 3:
Comment 4:

	Mace Blvd Southbound				San Marino Dr Westbound				Mace Blvd Northbound				San Marino Dr Eastbound				
Start Time	LEFT	THRU	RIGHT	PEDS	LEFT	THRU	RIGHT	PEDS	LEFT	THRU	RIGHT	PEDS	LEFT	THRU	RIGHT	PEDS	
12:00 AM	0	0	0	0	0	0	0	0	0	0	0	0	0	0	0	0	0
12:15 AM	0	0	0	0	0	0	0	0	0	0	0	0	0	0	0	0	0
12:30 AM	0	0	0	0	0	0	0	0	0	0	0	0	0	0	0	0	0
12:45 AM	0	0	0	0	0	0	0	0	0	0	0	0	0	0	0	0	0
1:00 AM	0	0	0	0	0	0	0	0	0	0	0	0	0	0	0	0	0
1:15 AM	0	0	0	0	0	0	0	0	0	0	0	0	0	0	0	0	0
1:30 AM	0	0	0	0	0	0	0	0	0	0	0	0	0	0	0	0	0
1:45 AM	0	0	0	0	0	0	0	0	0	0	0	0	0	0	0	0	0
2:00 AM	0	0	0	0	0	0	0	0	0	0	0	0	0	0	0	0	0
2:15 AM	0	0	0	0	0	0	0	0	0	0	0	0	0	0	0	0	0
2:30 AM	0	0	0	0	0	0	0	0	0	0	0	0	0	0	0	0	0
2:45 AM	0	0	0	0	0	0	0	0	0	0	0	0	0	0	0	0	0
3:00 AM	0	0	0	0	0	0	0	0	0	0	0	0	0	0	0	0	0
3:15 AM	0	0	0	0	0	0	0	0	0	0	0	0	0	0	0	0	0
3:30 AM	0	0	0	0	0	0	0	0	0	0	0	0	0	0	0	0	0
3:45 AM	0	0	0	0	0	0	0	0	0	0	0	0	0	0	0	0	0
4:00 AM	0	0	0	0	0	0	0	0	0	0	0	0	0	0	0	0	0
4:15 AM	0	0	0	0	0	0	0	0	0	0	0	0	0	0	0	0	0
4:30 AM	0	0	0	0	0	0	0	0	0	0	0	0	0	0	0	0	0
4:45 AM	0	0	0	0	0	0	0	0	0	0	0	0	0	0	0	0	0
5:00 AM	0	0	0	0	0	0	0	0	0	0	0	0	0	0	0	0	0
5:15 AM	0	0	0	0	0	0	0	0	0	0	0	0	0	0	0	0	0
5:30 AM	0	0	0	0	0	0	0	0	0	0	0	0	0	0	0	0	0
5:45 AM	0	0	0	0	0	0	0	0	0	0	0	0	0	0	0	0	0
6:00 AM	0	0	0	0	0	0	0	0	0	0	0	0	0	0	0	0	0
6:15 AM	0	0	0	0	0	0	0	0	0	0	0	0	0	0	0	0	0
6:30 AM	0	0	0	0	0	0	0	0	0	0	0	0	0	0	0	0	0
6:45 AM	0	0	0	0	0	0	0	0	0	0	0	0	0	0	0	0	1
7:00 AM	0	0	0	0	0	0	0	0	0	0	0	0	0	0	0	0	4
7:15 AM	0	0	0	0	0	0	0	0	0	0	0	0	0	0	0	0	12
7:30 AM	0	1	0	0	0	0	0	0	0	0	0	0	0	0	0	2	15
7:45 AM	0	0	1	0	0	0	0	1	1	1	0	0	0	0	0	0	14
8:00 AM	0	0	5	1	0	0	0	1	0	2	0	0	0	0	1	0	11
8:15 AM	0	0	0	0	0	0	0	0	0	2	0	0	1	0	0	0	5
8:30 AM	0	0	0	0	0	0	0	0	0	0	0	0	0	0	0	2	3
8:45 AM	0	0	0	1	0	0	0	0	0	0	0	0	0	0	0	0	3
9:00 AM	0	0	0	1	0	0	0	0	0	0	0	0	0	0	2	1	3
9:15 AM	0	0	0	0	0	0	0	1	0	1	0	0	0	0	0	0	1
9:30 AM	0	0	0	0	0	0	0	0	0	0	0	0	0	0	0	0	0

9:45 AM	0	0	0	0	0	0	0	0	0	0	0	0	0	0	0	0	0
10:00 AM	0	0	0	0	0	0	0	0	0	0	0	0	0	0	0	0	0
10:15 AM	0	0	0	0	0	0	0	0	0	0	0	0	0	0	0	0	0
10:30 AM	0	0	0	0	0	0	0	0	0	0	0	0	0	0	0	0	0
10:45 AM	0	0	0	0	0	0	0	0	0	0	0	0	0	0	0	0	0
11:00 AM	0	0	0	0	0	0	0	0	0	0	0	0	0	0	0	0	0
11:15 AM	0	0	0	0	0	0	0	0	0	0	0	0	0	0	0	0	0
11:30 AM	0	0	0	0	0	0	0	0	0	0	0	0	0	0	0	0	0
11:45 AM	0	0	0	0	0	0	0	0	0	0	0	0	0	0	0	0	0
12:00 PM	0	0	0	0	0	0	0	0	0	0	0	0	0	0	0	0	0
12:15 PM	0	0	0	0	0	0	0	0	0	0	0	0	0	0	0	0	0
12:30 PM	0	0	0	0	0	0	0	0	0	0	0	0	0	0	0	0	0
12:45 PM	0	0	0	0	0	0	0	0	0	0	0	0	0	0	0	0	0
1:00 PM	0	0	0	0	0	0	0	0	0	0	0	0	0	0	0	0	0
1:15 PM	0	0	0	0	0	0	0	0	0	0	0	0	0	0	0	0	0
1:30 PM	0	0	0	0	0	0	0	0	0	0	0	0	0	0	0	0	0
1:45 PM	0	0	0	0	0	0	0	0	0	0	0	0	0	0	0	0	0
2:00 PM	0	0	0	0	0	0	0	0	0	0	0	0	0	0	0	0	0
2:15 PM	0	0	0	0	0	0	0	0	0	0	0	0	0	0	0	0	0
2:30 PM	0	0	0	0	0	0	0	0	0	0	0	0	0	0	0	0	0
2:45 PM	0	0	0	0	0	0	0	0	0	0	0	0	0	0	0	0	0
3:00 PM	0	0	0	0	0	0	0	0	0	0	0	0	0	0	0	0	0
3:15 PM	0	0	0	0	0	0	0	0	0	0	0	0	0	0	0	0	0
3:30 PM	0	0	0	0	0	0	0	0	0	0	0	0	0	0	0	0	0
3:45 PM	0	0	0	0	0	0	0	0	0	0	0	0	0	0	0	0	3
4:00 PM	0	0	0	0	0	0	0	0	0	0	0	0	0	0	0	0	5
4:15 PM	0	0	0	0	0	0	0	0	0	0	0	0	0	0	0	0	9
4:30 PM	0	0	0	0	0	0	0	1	0	1	0	0	0	0	2	1	11
4:45 PM	0	1	0	0	0	0	0	0	1	0	0	0	0	0	0	0	10
5:00 PM	0	0	0	0	0	0	0	1	0	3	0	0	0	0	1	1	9
5:15 PM	0	0	1	0	0	0	0	0	0	0	0	0	1	0	0	0	5
5:30 PM	0	0	2	1	0	0	0	0	0	0	0	0	0	0	0	1	3
5:45 PM	0	1	0	0	0	0	0	1	0	0	0	0	0	0	0	0	1
6:00 PM	0	0	0	0	0	0	0	0	0	0	0	0	0	0	0	0	0
6:15 PM	0	0	0	1	0	0	0	0	0	0	0	0	0	0	0	0	0
6:30 PM	0	0	0	0	0	0	0	0	0	0	0	0	0	0	0	0	0
6:45 PM	0	0	0	0	0	0	0	0	0	0	0	0	0	0	0	0	0
7:00 PM	0	0	0	0	0	0	0	0	0	0	0	0	0	0	0	0	0
7:15 PM	0	0	0	0	0	0	0	0	0	0	0	0	0	0	0	0	0
7:30 PM	0	0	0	0	0	0	0	0	0	0	0	0	0	0	0	0	0
7:45 PM	0	0	0	0	0	0	0	0	0	0	0	0	0	0	0	0	0
8:00 PM	0	0	0	0	0	0	0	0	0	0	0	0	0	0	0	0	0
8:15 PM	0	0	0	0	0	0	0	0	0	0	0	0	0	0	0	0	0
8:30 PM	0	0	0	0	0	0	0	0	0	0	0	0	0	0	0	0	0
8:45 PM	0	0	0	0	0	0	0	0	0	0	0	0	0	0	0	0	0
9:00 PM	0	0	0	0	0	0	0	0	0	0	0	0	0	0	0	0	0
9:15 PM	0	0	0	0	0	0	0	0	0	0	0	0	0	0	0	0	0
9:30 PM	0	0	0	0	0	0	0	0	0	0	0	0	0	0	0	0	0
9:45 PM	0	0	0	0	0	0	0	0	0	0	0	0	0	0	0	0	0
10:00 PM	0	0	0	0	0	0	0	0	0	0	0	0	0	0	0	0	0
10:15 PM	0	0	0	0	0	0	0	0	0	0	0	0	0	0	0	0	0

10:30 PM	0	0	0	0	0	0	0	0	0	0	0	0	0	0	0	0
10:45 PM	0	0	0	0	0	0	0	0	0	0	0	0	0	0	0	0
11:00 PM	0	0	0	0	0	0	0	0	0	0	0	0	0	0	0	0
11:15 PM	0	0	0	0	0	0	0	0	0	0	0	0	0	0	0	0
11:30 PM	0	0	0	0	0	0	0	0	0	0	0	0	0	0	0	0
11:45 PM	0	0	0	0	0	0	0	0	0	0	0	0	0	0	0	0

File Name: 19-07183-005
Start Date: 05/30/2019
Start Time: 7:30 AM
Site Code:
Comment 1:
Comment 2:
Comment 3:
Comment 4:

	Mace Blvd Southbound				San Marino Dr Westbound				Mace Blvd Northbound				San Marino Dr Eastbound				
Start Time	LEFT	THRU	RIGHT	UTURNS	LEFT	THRU	RIGHT	UTURNS	LEFT	THRU	RIGHT	UTURNS	LEFT	THRU	RIGHT	UTURNS	
12:00 AM	0	0	0	0	0	0	0	0	0	0	0	0	0	0	0	0	0
12:15 AM	0	0	0	0	0	0	0	0	0	0	0	0	0	0	0	0	0
12:30 AM	0	0	0	0	0	0	0	0	0	0	0	0	0	0	0	0	0
12:45 AM	0	0	0	0	0	0	0	0	0	0	0	0	0	0	0	0	0
1:00 AM	0	0	0	0	0	0	0	0	0	0	0	0	0	0	0	0	0
1:15 AM	0	0	0	0	0	0	0	0	0	0	0	0	0	0	0	0	0
1:30 AM	0	0	0	0	0	0	0	0	0	0	0	0	0	0	0	0	0
1:45 AM	0	0	0	0	0	0	0	0	0	0	0	0	0	0	0	0	0
2:00 AM	0	0	0	0	0	0	0	0	0	0	0	0	0	0	0	0	0
2:15 AM	0	0	0	0	0	0	0	0	0	0	0	0	0	0	0	0	0
2:30 AM	0	0	0	0	0	0	0	0	0	0	0	0	0	0	0	0	0
2:45 AM	0	0	0	0	0	0	0	0	0	0	0	0	0	0	0	0	0
3:00 AM	0	0	0	0	0	0	0	0	0	0	0	0	0	0	0	0	0
3:15 AM	0	0	0	0	0	0	0	0	0	0	0	0	0	0	0	0	0
3:30 AM	0	0	0	0	0	0	0	0	0	0	0	0	0	0	0	0	0
3:45 AM	0	0	0	0	0	0	0	0	0	0	0	0	0	0	0	0	0
4:00 AM	0	0	0	0	0	0	0	0	0	0	0	0	0	0	0	0	0
4:15 AM	0	0	0	0	0	0	0	0	0	0	0	0	0	0	0	0	0
4:30 AM	0	0	0	0	0	0	0	0	0	0	0	0	0	0	0	0	0
4:45 AM	0	0	0	0	0	0	0	0	0	0	0	0	0	0	0	0	0
5:00 AM	0	0	0	0	0	0	0	0	0	0	0	0	0	0	0	0	0
5:15 AM	0	0	0	0	0	0	0	0	0	0	0	0	0	0	0	0	0
5:30 AM	0	0	0	0	0	0	0	0	0	0	0	0	0	0	0	0	0
5:45 AM	0	0	0	0	0	0	0	0	0	0	0	0	0	0	0	0	0
6:00 AM	0	0	0	0	0	0	0	0	0	0	0	0	0	0	0	0	0
6:15 AM	0	0	0	0	0	0	0	0	0	0	0	0	0	0	0	0	0
6:30 AM	0	0	0	0	0	0	0	0	0	0	0	0	0	0	0	0	0
6:45 AM	0	0	0	0	0	0	0	0	0	0	0	0	0	0	0	0	1
7:00 AM	0	0	0	0	0	0	0	0	0	0	0	0	0	0	0	0	6
7:15 AM	0	0	0	0	0	0	0	0	0	0	0	0	0	0	0	0	10
7:30 AM	0	0	0	0	0	0	0	0	0	1	0	0	0	0	0	0	16
7:45 AM	0	3	0	0	0	0	0	0	0	1	0	0	0	0	1	0	20
8:00 AM	0	3	0	0	0	0	0	0	0	1	0	0	0	0	0	0	16
8:15 AM	0	4	0	0	0	0	0	0	0	1	0	0	0	0	1	0	16
8:30 AM	0	2	0	0	0	0	0	0	1	2	0	0	0	0	0	0	14
8:45 AM	0	1	0	0	0	0	0	0	0	0	0	0	0	0	0	0	9
9:00 AM	0	2	0	0	0	0	1	0	0	0	0	0	0	0	1	0	8
9:15 AM	0	3	0	0	0	0	0	0	0	1	0	0	0	0	0	0	4
9:30 AM	0	0	0	0	0	0	0	0	0	0	0	0	0	0	0	0	0

9:45 AM	0	0	0	0	0	0	0	0	0	0	0	0	0	0	0	0	0
10:00 AM	0	0	0	0	0	0	0	0	0	0	0	0	0	0	0	0	0
10:15 AM	0	0	0	0	0	0	0	0	0	0	0	0	0	0	0	0	0
10:30 AM	0	0	0	0	0	0	0	0	0	0	0	0	0	0	0	0	0
10:45 AM	0	0	0	0	0	0	0	0	0	0	0	0	0	0	0	0	0
11:00 AM	0	0	0	0	0	0	0	0	0	0	0	0	0	0	0	0	0
11:15 AM	0	0	0	0	0	0	0	0	0	0	0	0	0	0	0	0	0
11:30 AM	0	0	0	0	0	0	0	0	0	0	0	0	0	0	0	0	0
11:45 AM	0	0	0	0	0	0	0	0	0	0	0	0	0	0	0	0	0
12:00 PM	0	0	0	0	0	0	0	0	0	0	0	0	0	0	0	0	0
12:15 PM	0	0	0	0	0	0	0	0	0	0	0	0	0	0	0	0	0
12:30 PM	0	0	0	0	0	0	0	0	0	0	0	0	0	0	0	0	0
12:45 PM	0	0	0	0	0	0	0	0	0	0	0	0	0	0	0	0	0
1:00 PM	0	0	0	0	0	0	0	0	0	0	0	0	0	0	0	0	0
1:15 PM	0	0	0	0	0	0	0	0	0	0	0	0	0	0	0	0	0
1:30 PM	0	0	0	0	0	0	0	0	0	0	0	0	0	0	0	0	0
1:45 PM	0	0	0	0	0	0	0	0	0	0	0	0	0	0	0	0	0
2:00 PM	0	0	0	0	0	0	0	0	0	0	0	0	0	0	0	0	0
2:15 PM	0	0	0	0	0	0	0	0	0	0	0	0	0	0	0	0	0
2:30 PM	0	0	0	0	0	0	0	0	0	0	0	0	0	0	0	0	0
2:45 PM	0	0	0	0	0	0	0	0	0	0	0	0	0	0	0	0	0
3:00 PM	0	0	0	0	0	0	0	0	0	0	0	0	0	0	0	0	0
3:15 PM	0	0	0	0	0	0	0	0	0	0	0	0	0	0	0	0	0
3:30 PM	0	0	0	0	0	0	0	0	0	0	0	0	0	0	0	0	0
3:45 PM	0	0	0	0	0	0	0	0	0	0	0	0	0	0	0	0	4
4:00 PM	0	0	0	0	0	0	0	0	0	0	0	0	0	0	0	0	11
4:15 PM	0	0	0	0	0	0	0	0	0	0	0	0	0	0	0	0	13
4:30 PM	0	0	0	0	0	0	0	0	0	4	0	0	0	0	0	0	16
4:45 PM	0	0	0	0	0	0	0	0	0	7	0	0	0	0	0	0	14
5:00 PM	0	0	0	0	0	0	0	0	0	2	0	0	0	0	0	0	7
5:15 PM	0	0	0	0	0	0	0	0	0	3	0	0	0	0	0	0	6
5:30 PM	0	1	0	0	0	0	0	0	0	1	0	0	0	0	0	0	5
5:45 PM	0	0	0	0	0	0	0	0	0	0	0	0	0	0	0	0	3
6:00 PM	0	0	0	0	0	0	0	0	0	1	0	0	0	0	0	0	3
6:15 PM	0	0	0	0	0	0	0	0	0	2	0	0	0	0	0	0	2
6:30 PM	0	0	0	0	0	0	0	0	0	0	0	0	0	0	0	0	0
6:45 PM	0	0	0	0	0	0	0	0	0	0	0	0	0	0	0	0	0
7:00 PM	0	0	0	0	0	0	0	0	0	0	0	0	0	0	0	0	0
7:15 PM	0	0	0	0	0	0	0	0	0	0	0	0	0	0	0	0	0
7:30 PM	0	0	0	0	0	0	0	0	0	0	0	0	0	0	0	0	0
7:45 PM	0	0	0	0	0	0	0	0	0	0	0	0	0	0	0	0	0
8:00 PM	0	0	0	0	0	0	0	0	0	0	0	0	0	0	0	0	0
8:15 PM	0	0	0	0	0	0	0	0	0	0	0	0	0	0	0	0	0
8:30 PM	0	0	0	0	0	0	0	0	0	0	0	0	0	0	0	0	0
8:45 PM	0	0	0	0	0	0	0	0	0	0	0	0	0	0	0	0	0
9:00 PM	0	0	0	0	0	0	0	0	0	0	0	0	0	0	0	0	0
9:15 PM	0	0	0	0	0	0	0	0	0	0	0	0	0	0	0	0	0
9:30 PM	0	0	0	0	0	0	0	0	0	0	0	0	0	0	0	0	0
9:45 PM	0	0	0	0	0	0	0	0	0	0	0	0	0	0	0	0	0
10:00 PM	0	0	0	0	0	0	0	0	0	0	0	0	0	0	0	0	0
10:15 PM	0	0	0	0	0	0	0	0	0	0	0	0	0	0	0	0	0

10:30 PM	0	0	0	0	0	0	0	0	0	0	0	0	0	0	0	0
10:45 PM	0	0	0	0	0	0	0	0	0	0	0	0	0	0	0	0
11:00 PM	0	0	0	0	0	0	0	0	0	0	0	0	0	0	0	0
11:15 PM	0	0	0	0	0	0	0	0	0	0	0	0	0	0	0	0
11:30 PM	0	0	0	0	0	0	0	0	0	0	0	0	0	0	0	0
11:45 PM	0	0	0	0	0	0	0	0	0	0	0	0	0	0	0	0

ALL TRAFFIC DATA

File Name : 19-07183-005
Date : 05/30/2019

Unshifted Count = All Vehicles & Uturns

	Mace Blvd Southbound					San Marino Dr Westbound					Mace Blvd Northbound					San Marino Dr Eastbound						
START TIME	LEFT	THRU	RIGHT	UTURNS	APP.TOTAL	LEFT	THRU	RIGHT	UTURNS	APP.TOTAL	LEFT	THRU	RIGHT	UTURNS	APP.TOTAL	LEFT	THRU	RIGHT	UTURNS	APP.TOTAL	Total	Uturns Total
7:30	0	17	1	1	19	0	0	0	0	0	1	40	0	0	41	13	0	0	0	13	73	1
7:45	0	28	3	0	31	0	0	1	0	1	0	35	0	0	35	14	0	1	0	15	82	0
8:00	0	34	3	0	37	0	0	0	0	0	0	58	0	0	58	24	0	3	0	27	122	0
8:15	0	49	10	0	59	0	0	0	0	0	2	49	0	0	51	10	0	1	0	11	121	0
Total	0	128	17	1	146	0	0	1	0	1	3	182	0	0	185	61	0	5	0	66	398	1
8:30	0	49	6	0	55	0	0	0	0	0	2	41	0	0	43	7	0	0	0	7	105	0
8:45	1	34	5	1	41	0	0	0	0	0	1	38	0	0	39	8	0	1	0	9	89	1
9:00	0	36	6	0	42	0	0	1	0	1	0	30	0	0	30	6	0	5	0	11	84	0
9:15	0	24	3	0	27	0	0	0	0	0	1	47	0	0	48	9	0	0	0	9	84	0
Total	1	143	20	1	165	0	0	1	0	1	4	156	0	0	160	30	0	6	0	36	362	1
9:30	0	0	0	0	0	0	0	0	0	0	0	0	0	0	0	0	0	0	0	0	0	0
9:45	0	0	0	0	0	0	0	0	0	0	0	0	0	0	0	0	0	0	0	0	0	0
16:30	0	27	5	0	32	0	0	0	0	0	5	115	0	1	121	4	0	2	0	6	159	1
16:45	0	35	6	0	41	0	0	0	0	0	2	109	0	0	111	10	0	2	0	12	164	0
17:00	0	52	13	0	65	0	0	0	0	0	2	91	0	0	93	8	0	1	0	9	167	0
17:15	0	35	11	1	47	0	0	0	0	0	3	95	1	0	99	5	0	1	0	6	152	1
Total	0	149	35	1	185	0	0	0	0	0	12	410	1	1	424	27	0	6	0	33	642	2
17:30	0	31	8	0	39	0	0	0	0	0	1	108	0	0	109	4	0	0	0	4	152	0
17:45	0	45	8	0	53	0	0	0	0	0	3	87	0	0	90	11	0	2	0	13	156	0
18:00	0	39	11	0	50	0	0	0	0	0	1	56	1	0	58	8	0	0	0	8	116	0
18:15	0	27	9	0	36	0	0	0	0	0	0	63	0	0	63	3	0	0	0	3	102	0
Total	0	142	36	0	178	0	0	0	0	0	5	314	1	0	320	26	0	2	0	28	526	0
23:30	0	0	0	0	0	0	0	0	0	0	0	0	0	0	0	0	0	0	0	0	0	0
23:45	0	0	0	0	0	0	0	0	0	0	0	0	0	0	0	0	0	0	0	0	0	0
Grand Total	1	562	108	3	674	0	0	2	0	2	24	1062	2	1	1089	144	0	19	0	163	1928	4
Apprch %	0.1%	83.4%	16.0%	0.4%		0.0%	0.0%	100.0%	0.0%		2.2%	97.5%	0.2%	0.1%		88.3%	0.0%	11.7%	0.0%			
Total %	0.1%	29.1%	5.6%	0.2%	35.0%	0.0%	0.0%	0.1%	0.0%	0.1%	1.2%	55.1%	0.1%	0.1%	56.5%	7.5%	0.0%	1.0%	0.0%	8.5%	100.0%	

AM PEAK HOUR	Mace Blvd Southbound					San Marino Dr Westbound					Mace Blvd Northbound					San Marino Dr Eastbound					
START TIME	LEFT	THRU	RIGHT	UTURNS	APP.TOTAL	LEFT	THRU	RIGHT	UTURNS	APP.TOTAL	LEFT	THRU	RIGHT	UTURNS	APP.TOTAL	LEFT	THRU	RIGHT	UTURNS	APP.TOTAL	Total
Peak Hour Analysis From 08:00 to 09:00																					
Peak Hour For Entire Intersection Begins at 08:00																					
8:00	0	34	3	0	37	0	0	0	0	0	0	58	0	0	58	24	0	3	0	27	122
8:15	0	49	10	0	59	0	0	0	0	0	2	49	0	0	51	10	0	1	0	11	121
8:30	0	49	6	0	55	0	0	0	0	0	2	41	0	0	43	7	0	0	0	7	105
8:45	1	34	5	1	41	0	0	0	0	0	1	38	0	0	39	8	0	1	0	9	89
Total Volume	1	166	24	1	192	0	0	0	0	0	5	186	0	0	191	49	0	5	0	54	437
% App Total	0.5%	86.5%	12.5%	0.5%		0.0%	0.0%	0.0%	0.0%		2.6%	97.4%	0.0%	0.0%		90.7%	0.0%	9.3%	0.0%		
PHF	.250	.847	.600	.250	.814	.000	.000	.000	.000	.000	.625	.802	.000	.000	.823	.510	.000	.417	.000	.500	.895

PM PEAK HOUR	Mace Blvd Southbound					San Marino Dr Westbound					Mace Blvd Northbound					San Marino Dr Eastbound					
START TIME	LEFT	THRU	RIGHT	UTURNS	APP.TOTAL	LEFT	THRU	RIGHT	UTURNS	APP.TOTAL	LEFT	THRU	RIGHT	UTURNS	APP.TOTAL	LEFT	THRU	RIGHT	UTURNS	APP.TOTAL	Total
Peak Hour Analysis From 16:30 to 17:30																					
Peak Hour For Entire Intersection Begins at 16:30																					
16:30	0	27	5	0	32	0	0	0	0	0	5	115	0	1	121	4	0	2	0	6	159
16:45	0	35	6	0	41	0	0	0	0	0	2	109	0	0	111	10	0	2	0	12	164
17:00	0	52	13	0	65	0	0	0	0	0	2	91	0	0	93	8	0	1	0	9	167
17:15	0	35	11	1	47	0	0	0	0	0	3	95	1	0	99	5	0	1	0	6	152
Total Volume	0	149	35	1	185	0	0	0	0	0	12	410	1	1	424	27	0	6	0	33	642
% App Total	0.0%	80.5%	18.9%	0.5%		0.0%	0.0%	0.0%	0.0%		2.8%	96.7%	0.2%	0.2%		81.8%	0.0%	18.2%	0.0%		
PHF	.000	.716	.673	.250	.712	.000	.000	.000	.000	.000	.600	.891	.250	.250	.876	.675	.000	.750	.000	.688	.961

ALL TRAFFIC DATA

File Name : 19-07183-005
Date : 05/30/2019

Bank 1 Count = Bikes & Peds

	Mace Blvd Southbound					San Marino Dr Westbound					Mace Blvd Northbound					San Marino Dr Eastbound						
START TIME	LEFT	THRU	RIGHT	PEDS	APP.TOTAL	LEFT	THRU	RIGHT	PEDS	APP.TOTAL	LEFT	THRU	RIGHT	PEDS	APP.TOTAL	LEFT	THRU	RIGHT	PEDS	APP.TOTAL	Total	Peds Total
7:30	0	1	0	0	1	0	0	0	0	0	0	0	0	0	0	0	0	0	2	0	1	2
7:45	0	0	1	0	1	0	0	0	1	0	1	1	0	0	2	0	0	0	0	0	3	1
8:00	0	0	5	1	5	0	0	0	1	0	0	2	0	0	2	0	0	1	0	1	8	2
8:15	0	0	0	0	0	0	0	0	0	0	0	2	0	0	2	1	0	0	0	1	3	0
Total	0	1	6	1	7	0	0	0	2	0	1	5	0	0	6	1	0	1	2	2	15	5
8:30	0	0	0	0	0	0	0	0	0	0	0	0	0	0	0	0	0	0	2	0	0	2
8:45	0	0	0	1	0	0	0	0	0	0	0	0	0	0	0	0	0	0	0	0	0	1
9:00	0	0	0	1	0	0	0	0	0	0	0	0	0	0	0	0	0	2	1	2	2	2
9:15	0	0	0	0	0	0	0	0	1	0	0	1	0	0	1	0	0	0	0	0	1	1
Total	0	0	0	2	0	0	0	0	1	0	0	1	0	0	1	0	0	2	3	2	3	6
9:30	0	0	0	0	0	0	0	0	0	0	0	0	0	0	0	0	0	0	0	0	0	0
9:45	0	0	0	0	0	0	0	0	0	0	0	0	0	0	0	0	0	0	0	0	0	0
16:30	0	0	0	0	0	0	0	0	1	0	0	1	0	0	1	0	0	2	1	2	3	2
16:45	0	1	0	0	1	0	0	0	0	0	1	0	0	0	1	0	0	0	0	0	2	0
17:00	0	0	0	0	0	0	0	0	1	0	0	3	0	0	3	0	0	1	1	1	4	2
17:15	0	0	1	0	1	0	0	0	0	0	0	0	0	0	0	1	0	0	0	1	2	0
Total	0	1	1	0	2	0	0	0	2	0	1	4	0	0	5	1	0	3	2	4	11	4
17:30	0	0	2	1	2	0	0	0	0	0	0	0	0	0	0	0	0	0	1	0	2	2
17:45	0	1	0	0	1	0	0	0	1	0	0	0	0	0	0	0	0	0	0	0	1	1
18:00	0	0	0	0	0	0	0	0	0	0	0	0	0	0	0	0	0	0	0	0	0	0
18:15	0	0	0	1	0	0	0	0	0	0	0	0	0	0	0	0	0	0	0	0	0	1
Total	0	1	2	2	3	0	0	0	1	0	0	0	0	0	0	0	0	0	1	0	3	4
23:30	0	0	0	0	0	0	0	0	0	0	0	0	0	0	0	0	0	0	0	0	0	0
23:45	0	0	0	0	0	0	0	0	0	0	0	0	0	0	0	0	0	0	0	0	0	0
Grand Total	0	3	9	5	12	0	0	0	6	0	2	10	0	0	12	2	0	6	8	8	32	19
Apprch %	0.0%	25.0%	75.0%			0.0%	0.0%	0.0%			16.7%	83.3%	0.0%			25.0%	0.0%	75.0%				
Total %	0.0%	9.4%	28.1%		37.5%	0.0%	0.0%	0.0%		0.0%	6.3%	31.3%	0.0%		37.5%	6.3%	0.0%	18.8%		25.0%	100.0%	

AM PEAK HOUR	Mace Blvd Southbound					San Marino Dr Westbound					Mace Blvd Northbound					San Marino Dr Eastbound					
START TIME	LEFT	THRU	RIGHT	PEDS	APP.TOTAL	LEFT	THRU	RIGHT	PEDS	APP.TOTAL	LEFT	THRU	RIGHT	PEDS	APP.TOTAL	LEFT	THRU	RIGHT	PEDS	APP.TOTAL	Total
Peak Hour Analysis From 08:00 to 09:00																					
Peak Hour For Entire Intersection Begins at 08:00																					
8:00	0	0	5	1	5	0	0	0	1	0	0	2	0	0	2	0	0	1	0	1	8
8:15	0	0	0	0	0	0	0	0	0	0	0	2	0	0	2	1	0	0	0	1	3
8:30	0	0	0	0	0	0	0	0	0	0	0	0	0	0	0	0	0	0	2	0	0
8:45	0	0	0	1	0	0	0	0	0	0	0	0	0	0	0	0	0	0	0	0	0
Total Volume	0	0	5	2	5	0	0	0	1	0	0	4	0	0	4	1	0	1	2	2	11
% App Total	0.0%	0.0%	100.0%			0.0%	0.0%	0.0%			0.0%	100.0%	0.0%			50.0%	0.0%	50.0%			
PHF	.000	.000	.250		.250	.000	.000	.000		.000	.000	.500	.000		.500	.250	.000	.250		.500	.344

PM PEAK HOUR	Mace Blvd Southbound					San Marino Dr Westbound					Mace Blvd Northbound					San Marino Dr Eastbound					
START TIME	LEFT	THRU	RIGHT	PEDS	APP.TOTAL	LEFT	THRU	RIGHT	PEDS	APP.TOTAL	LEFT	THRU	RIGHT	PEDS	APP.TOTAL	LEFT	THRU	RIGHT	PEDS	APP.TOTAL	Total
Peak Hour Analysis From 16:30 to 17:30																					
Peak Hour For Entire Intersection Begins at 16:30																					
16:30	0	0	0	0	0	0	0	0	1	0	0	1	0	0	1	0	0	2	1	2	3
16:45	0	1	0	0	1	0	0	0	0	0	1	0	0	0	1	0	0	0	0	0	2
17:00	0	0	0	0	0	0	0	0	1	0	0	3	0	0	3	0	0	1	1	1	4
17:15	0	0	1	0	1	0	0	0	0	0	0	0	0	0	0	1	0	0	0	1	2
Total Volume	0	1	1	0	2	0	0	0	2	0	1	4	0	0	5	1	0	3	2	4	11
% App Total	0.0%	50.0%	50.0%			0.0%	0.0%	0.0%			20.0%	80.0%	0.0%			25.0%	0.0%	75.0%			
PHF	.000	.250	.250		.500	.000	.000	.000		.000	.250	.333	.000		.417	.250	.000	.375		.500	.688

ALL TRAFFIC DATA

File Name : 19-07183-005
Date : 05/30/2019

Bank 2 Count = HT

	Mace Blvd Southbound					San Marino Dr Westbound					Mace Blvd Northbound					San Marino Dr Eastbound						
START TIME	LEFT	THRU	RIGHT	UTURNS	APP.TOTAL	LEFT	THRU	RIGHT	UTURNS	APP.TOTAL	LEFT	THRU	RIGHT	UTURNS	APP.TOTAL	LEFT	THRU	RIGHT	UTURNS	APP.TOTAL	Total	Uturns Total
7:30	0	0	0	0	0	0	0	0	0	0	0	1	0	0	1	0	0	0	0	0	1	0
7:45	0	3	0	0	3	0	0	0	0	0	0	1	0	0	1	0	0	1	0	1	5	0
8:00	0	3	0	0	3	0	0	0	0	0	0	1	0	0	1	0	0	0	0	0	4	0
8:15	0	4	0	0	4	0	0	0	0	0	0	1	0	0	1	0	0	1	0	1	6	0
Total	0	10	0	0	10	0	0	0	0	0	0	4	0	0	4	0	0	2	0	2	16	0
8:30	0	2	0	0	2	0	0	0	0	0	1	2	0	0	3	0	0	0	0	0	5	0
8:45	0	1	0	0	1	0	0	0	0	0	0	0	0	0	0	0	0	0	0	0	1	0
9:00	0	2	0	0	2	0	0	1	0	1	0	0	0	0	0	0	0	1	0	1	4	0
9:15	0	3	0	0	3	0	0	0	0	0	0	1	0	0	1	0	0	0	0	0	4	0
Total	0	8	0	0	8	0	0	1	0	1	1	3	0	0	4	0	0	1	0	1	14	0
9:30	0	0	0	0	0	0	0	0	0	0	0	0	0	0	0	0	0	0	0	0	0	0
9:45	0	0	0	0	0	0	0	0	0	0	0	0	0	0	0	0	0	0	0	0	0	0
16:30	0	0	0	0	0	0	0	0	0	0	0	4	0	0	4	0	0	0	0	0	4	0
16:45	0	0	0	0	0	0	0	0	0	0	0	7	0	0	7	0	0	0	0	0	7	0
17:00	0	0	0	0	0	0	0	0	0	0	0	2	0	0	2	0	0	0	0	0	2	0
17:15	0	0	0	0	0	0	0	0	0	0	0	3	0	0	3	0	0	0	0	0	3	0
Total	0	0	0	0	0	0	0	0	0	0	0	16	0	0	16	0	0	0	0	0	16	0
17:30	0	1	0	0	1	0	0	0	0	0	0	1	0	0	1	0	0	0	0	0	2	0
17:45	0	0	0	0	0	0	0	0	0	0	0	0	0	0	0	0	0	0	0	0	0	0
18:00	0	0	0	0	0	0	0	0	0	0	0	1	0	0	1	0	0	0	0	0	1	0
18:15	0	0	0	0	0	0	0	0	0	0	0	2	0	0	2	0	0	0	0	0	2	0
Total	0	1	0	0	1	0	0	0	0	0	0	4	0	0	4	0	0	0	0	0	5	0
23:30	0	0	0	0	0	0	0	0	0	0	0	0	0	0	0	0	0	0	0	0	0	0
23:45	0	0	0	0	0	0	0	0	0	0	0	0	0	0	0	0	0	0	0	0	0	0
Grand Total	0	19	0	0	19	0	0	1	0	1	1	27	0	0	28	0	0	3	0	3	51	0
Apprch %	0.0%	100.0%	0.0%	0.0%		0.0%	0.0%	100.0%	0.0%		3.6%	96.4%	0.0%	0.0%		0.0%	0.0%	100.0%	0.0%			
Total %	0.0%	37.3%	0.0%	0.0%	37.3%	0.0%	0.0%	2.0%	0.0%	2.0%	2.0%	52.9%	0.0%	0.0%	54.9%	0.0%	0.0%	5.9%	0.0%	5.9%	100.0%	

AM PEAK HOUR	Mace Blvd Southbound					San Marino Dr Westbound					Mace Blvd Northbound					San Marino Dr Eastbound					
START TIME	LEFT	THRU	RIGHT	UTURNS	APP.TOTAL	LEFT	THRU	RIGHT	UTURNS	APP.TOTAL	LEFT	THRU	RIGHT	UTURNS	APP.TOTAL	LEFT	THRU	RIGHT	UTURNS	APP.TOTAL	Total
Peak Hour Analysis From 08:00 to 09:00																					
Peak Hour For Entire Intersection Begins at 08:00																					
8:00	0	3	0	0	3	0	0	0	0	0	0	1	0	0	1	0	0	0	0	0	4
8:15	0	4	0	0	4	0	0	0	0	0	0	1	0	0	1	0	0	1	0	1	6
8:30	0	2	0	0	2	0	0	0	0	0	1	2	0	0	3	0	0	0	0	0	5
8:45	0	1	0	0	1	0	0	0	0	0	0	0	0	0	0	0	0	0	0	0	1
Total Volume	0	10	0	0	10	0	0	0	0	0	1	4	0	0	5	0	0	1	0	1	16
% App Total	0.0%	100.0%	0.0%	0.0%		0.0%	0.0%	0.0%	0.0%		20.0%	80.0%	0.0%	0.0%		0.0%	0.0%	100.0%	0.0%		
PHF	.000	.625	.000	.000	.625	.000	.000	.000	.000	.000	.250	.500	.000	.000	.417	.000	.000	.250	.250	.250	.667

PM PEAK HOUR	Mace Blvd Southbound					San Marino Dr Westbound					Mace Blvd Northbound					San Marino Dr Eastbound					
START TIME	LEFT	THRU	RIGHT	UTURNS	APP.TOTAL	LEFT	THRU	RIGHT	UTURNS	APP.TOTAL	LEFT	THRU	RIGHT	UTURNS	APP.TOTAL	LEFT	THRU	RIGHT	UTURNS	APP.TOTAL	Total
Peak Hour Analysis From 16:30 to 17:30																					
Peak Hour For Entire Intersection Begins at 16:30																					
16:30	0	0	0	0	0	0	0	0	0	0	0	4	0	0	4	0	0	0	0	0	4
16:45	0	0	0	0	0	0	0	0	0	0	0	7	0	0	7	0	0	0	0	0	7
17:00	0	0	0	0	0	0	0	0	0	0	0	2	0	0	2	0	0	0	0	0	2
17:15	0	0	0	0	0	0	0	0	0	0	0	3	0	0	3	0	0	0	0	0	3
Total Volume	0	0	0	0	0	0	0	0	0	0	0	16	0	0	16	0	0	0	0	0	16
% App Total	0.0%	0.0%	0.0%	0.0%		0.0%	0.0%	0.0%	0.0%		0.0%	100.0%	0.0%	0.0%		0.0%	0.0%	0.0%	0.0%		
PHF	.000	.000	.000	.000	.000	.000	.000	.000	.000	.000	.000	.571	.000	.000	.571	.000	.000	.000	.000	.000	.571