

# National Data & Surveying Services

## Intersection Turning Movement Count

**Location:** Mace Blvd & El Macero Dr  
**City:** Davis  
**Control:** Signalized

**Project ID:** 19-07183-004  
**Date:** 5/31/2019

### Total

NS/EW Streets:	Mace Blvd				Mace Blvd				El Macero Dr				El Macero Dr				TOTAL
	NORTHBOUND				SOUTHBOUND				EASTBOUND				WESTBOUND				
AM	1 NL	2 NT	0 NR	0 NU	1 SL	2 ST	0 SR	0 SU	0 EL	1 ET	0 ER	0 EU	0 WL	1 WT	0 WR	0 WU	TOTAL
7:30 AM	3	45	0	0	7	21	0	0	6	1	1	0	0	0	27	0	111
7:45 AM	2	50	1	0	14	20	2	0	3	1	1	0	0	7	26	0	127
8:00 AM	5	88	2	0	18	24	0	0	4	5	0	1	1	3	32	2	185
8:15 AM	1	56	1	0	17	37	2	0	4	0	0	0	3	4	29	0	154
8:30 AM	0	49	2	0	17	53	2	0	4	4	1	0	0	1	15	0	148
8:45 AM	4	45	2	0	26	30	4	1	4	1	2	0	0	0	28	1	148
9:00 AM	3	34	0	0	20	32	3	1	2	1	2	0	0	3	25	0	126
9:15 AM	0	44	1	0	11	36	0	1	2	1	1	0	2	1	28	0	128
<b>TOTAL VOLUMES :</b>	18	411	9	0	130	253	13	3	29	14	8	1	6	19	210	3	1127
<b>APPROACH %'s :</b>	4.11%	93.84%	2.05%	0.00%	32.58%	63.41%	3.26%	0.75%	55.77%	26.92%	15.38%	1.92%	2.52%	7.98%	88.24%	1.26%	
<b>PEAK HR :</b>	<b>08:00 AM - 09:00 AM</b>																<b>TOTAL</b>
<b>PEAK HR VOL :</b>	10	238	7	0	78	144	8	1	16	10	3	1	4	8	104	3	635
<b>PEAK HR FACTOR :</b>	0.500	0.676	0.875	0.000	0.750	0.679	0.500	0.250	1.000	0.500	0.375	0.250	0.333	0.500	0.813	0.375	0.858
	0.671				0.802				0.750				0.783				
PM	1 NL	2 NT	0 NR	0 NU	1 SL	2 ST	0 SR	0 SU	0 EL	1 ET	0 ER	0 EU	0 WL	1 WT	0 WR	0 WU	TOTAL
4:30 PM	15	59	1	0	19	26	4	0	0	5	5	0	1	6	17	0	158
4:45 PM	17	63	0	0	21	42	2	0	4	1	1	0	5	10	9	0	175
5:00 PM	15	96	0	0	14	45	1	0	0	3	2	0	0	8	15	0	199
5:15 PM	21	90	0	0	26	39	2	0	3	3	0	1	0	7	9	0	201
5:30 PM	8	84	1	0	29	25	11	0	3	2	3	0	2	3	14	0	185
5:45 PM	3	84	2	0	18	55	7	1	6	2	4	0	1	4	18	0	205
6:00 PM	3	83	3	0	27	29	6	1	3	1	0	0	1	3	13	0	173
6:15 PM	1	58	6	0	19	37	3	0	2	3	3	0	1	4	24	0	161
<b>TOTAL VOLUMES :</b>	83	617	13	0	173	298	36	2	21	20	18	1	11	45	119	0	1457
<b>APPROACH %'s :</b>	11.64%	86.54%	1.82%	0.00%	33.99%	58.55%	7.07%	0.39%	35.00%	33.33%	30.00%	1.67%	6.29%	25.71%	68.00%	0.00%	
<b>PEAK HR :</b>	<b>05:00 PM - 06:00 PM</b>																<b>TOTAL</b>
<b>PEAK HR VOL :</b>	47	354	3	0	87	164	21	1	12	10	9	1	3	22	56	0	790
<b>PEAK HR FACTOR :</b>	0.560	0.922	0.375	0.000	0.750	0.745	0.477	0.250	0.500	0.833	0.563	0.250	0.375	0.688	0.778	0.000	0.963
	0.910				0.843				0.667				0.880				

# National Data & Surveying Services

## Intersection Turning Movement Count

**Location:** Mace Blvd & El Macero Dr  
**City:** Davis  
**Control:** Signalized

**Project ID:** 19-07183-004  
**Date:** 5/31/2019

### Cars

NS/EW Streets:	Mace Blvd				Mace Blvd				El Macero Dr				El Macero Dr				TOTAL
	NORTHBOUND				SOUTHBOUND				EASTBOUND				WESTBOUND				
AM	1	2	0	0	1	2	0	0	0	1	0	0	0	1	0	0	TOTAL
	NL	NT	NR	NU	SL	ST	SR	SU	EL	ET	ER	EU	WL	WT	WR	WU	
7:30 AM	3	44	0	0	6	19	0	0	6	1	1	0	0	0	27	0	107
7:45 AM	2	50	1	0	14	19	2	0	3	1	1	0	0	7	26	0	126
8:00 AM	5	88	2	0	17	23	0	0	4	5	0	1	1	3	32	2	183
8:15 AM	1	55	1	0	17	31	2	0	4	0	0	0	3	4	27	0	145
8:30 AM	0	49	2	0	17	52	2	0	4	4	1	0	0	1	15	0	147
8:45 AM	4	45	2	0	26	29	4	1	4	1	2	0	0	0	27	1	146
9:00 AM	3	33	0	0	20	31	3	1	2	1	2	0	0	3	25	0	124
9:15 AM	0	41	1	0	10	33	0	1	1	1	1	0	2	1	27	0	119
<b>TOTAL VOLUMES :</b>	NL	NT	NR	NU	SL	ST	SR	SU	EL	ET	ER	EU	WL	WT	WR	WU	TOTAL
	18	405	9	0	127	237	13	3	28	14	8	1	6	19	206	3	1097
<b>APPROACH %'s :</b>	4.17%	93.75%	2.08%	0.00%	33.42%	62.37%	3.42%	0.79%	54.90%	27.45%	15.69%	1.96%	2.56%	8.12%	88.03%	1.28%	
<b>PEAK HR :</b>	<b>08:00 AM - 09:00 AM</b>																<b>TOTAL</b>
<b>PEAK HR VOL :</b>	10	237	7	0	77	135	8	1	16	10	3	1	4	8	101	3	621
<b>PEAK HR FACTOR :</b>	0.50	0.673	0.875	0.000	0.740	0.649	0.500	0.250	1.000	0.500	0.375	0.250	0.333	0.500	0.789	0.375	0.848
	0.668				0.778				0.750				0.763				
PM	1	2	0	0	1	2	0	0	0	1	0	0	0	1	0	0	TOTAL
	NL	NT	NR	NU	SL	ST	SR	SU	EL	ET	ER	EU	WL	WT	WR	WU	
4:30 PM	15	58	0	0	19	26	4	0	0	5	5	0	1	6	17	0	156
4:45 PM	17	61	0	0	21	38	2	0	4	1	1	0	5	10	9	0	169
5:00 PM	14	96	0	0	14	45	1	0	0	3	2	0	0	8	15	0	198
5:15 PM	21	89	0	0	26	39	2	0	3	3	0	1	0	7	9	0	200
5:30 PM	8	83	1	0	29	25	11	0	3	2	3	0	2	3	14	0	184
5:45 PM	3	84	2	0	18	55	7	1	6	2	4	0	1	4	18	0	205
6:00 PM	3	83	3	0	26	29	6	1	3	1	0	0	1	3	13	0	172
6:15 PM	1	56	6	0	19	36	3	0	2	3	3	0	1	4	24	0	158
<b>TOTAL VOLUMES :</b>	NL	NT	NR	NU	SL	ST	SR	SU	EL	ET	ER	EU	WL	WT	WR	WU	TOTAL
	82	610	12	0	172	293	36	2	21	20	18	1	11	45	119	0	1442
<b>APPROACH %'s :</b>	11.65%	86.65%	1.70%	0.00%	34.19%	58.25%	7.16%	0.40%	35.00%	33.33%	30.00%	1.67%	6.29%	25.71%	68.00%	0.00%	
<b>PEAK HR :</b>	<b>05:00 PM - 06:00 PM</b>																<b>TOTAL</b>
<b>PEAK HR VOL :</b>	46	352	3	0	87	164	21	1	12	10	9	1	3	22	56	0	787
<b>PEAK HR FACTOR :</b>	0.55	0.917	0.375	0.000	0.750	0.745	0.477	0.250	0.500	0.833	0.563	0.250	0.375	0.688	0.778	0.000	0.960
	0.911				0.843				0.667				0.880				

# National Data & Surveying Services

## Intersection Turning Movement Count

**Location:** Mace Blvd & El Macero Dr  
**City:** Davis  
**Control:** Signalized

**Project ID:** 19-07183-004  
**Date:** 5/31/2019

**HT**

NS/EW Streets:	Mace Blvd				Mace Blvd				El Macero Dr				El Macero Dr				TOTAL
	NORTHBOUND				SOUTHBOUND				EASTBOUND				WESTBOUND				
AM	1 NL	2 NT	0 NR	0 NU	1 SL	2 ST	0 SR	0 SU	0 EL	1 ET	0 ER	0 EU	0 WL	1 WT	0 WR	0 WU	
7:30 AM	0	1	0	0	1	2	0	0	0	0	0	0	0	0	0	0	
7:45 AM	0	0	0	0	0	1	0	0	0	0	0	0	0	0	0	0	
8:00 AM	0	0	0	0	1	1	0	0	0	0	0	0	0	0	0	0	
8:15 AM	0	1	0	0	0	6	0	0	0	0	0	0	0	0	2	0	
8:30 AM	0	0	0	0	0	1	0	0	0	0	0	0	0	0	0	0	
8:45 AM	0	0	0	0	0	1	0	0	0	0	0	0	0	0	1	0	
9:00 AM	0	1	0	0	0	1	0	0	0	0	0	0	0	0	0	0	
9:15 AM	0	3	0	0	1	3	0	0	1	0	0	0	0	0	1	0	
<b>TOTAL VOLUMES :</b>	NL	NT	NR	NU	SL	ST	SR	SU	EL	ET	ER	EU	WL	WT	WR	WU	<b>TOTAL</b>
<b>APPROACH %'s :</b>	0.00%	100.00%	0.00%	0.00%	15.79%	84.21%	0.00%	0.00%	100.00%	0.00%	0.00%	0.00%	0.00%	0.00%	100.00%	0.00%	30
<b>PEAK HR :</b>	<b>08:00 AM - 09:00 AM</b>																<b>TOTAL</b>
<b>PEAK HR VOL :</b>	0	1	0	0	1	9	0	0	0	0	0	0	0	0	3	0	14
<b>PEAK HR FACTOR :</b>	0.000	0.250	0.000	0.000	0.250	0.375	0.000	0.000	0.000	0.000	0.000	0.000	0.000	0.000	0.375	0.000	0.389
	0.250				0.417								0.375				
PM	1 NL	2 NT	0 NR	0 NU	1 SL	2 ST	0 SR	0 SU	0 EL	1 ET	0 ER	0 EU	0 WL	1 WT	0 WR	0 WU	
4:30 PM	0	1	1	0	0	0	0	0	0	0	0	0	0	0	0	0	
4:45 PM	0	2	0	0	0	4	0	0	0	0	0	0	0	0	0	0	
5:00 PM	1	0	0	0	0	0	0	0	0	0	0	0	0	0	0	0	
5:15 PM	0	1	0	0	0	0	0	0	0	0	0	0	0	0	0	0	
5:30 PM	0	1	0	0	0	0	0	0	0	0	0	0	0	0	0	0	
5:45 PM	0	0	0	0	0	0	0	0	0	0	0	0	0	0	0	0	
6:00 PM	0	0	0	0	1	0	0	0	0	0	0	0	0	0	0	0	
6:15 PM	0	2	0	0	0	1	0	0	0	0	0	0	0	0	0	0	
<b>TOTAL VOLUMES :</b>	NL	NT	NR	NU	SL	ST	SR	SU	EL	ET	ER	EU	WL	WT	WR	WU	<b>TOTAL</b>
<b>APPROACH %'s :</b>	11.11%	77.78%	11.11%	0.00%	16.67%	83.33%	0.00%	0.00%	0	0	0	0	0	0	0	0	15
<b>PEAK HR :</b>	<b>05:00 PM - 06:00 PM</b>																<b>TOTAL</b>
<b>PEAK HR VOL :</b>	1	2	0	0	0	0	0	0	0	0	0	0	0	0	0	0	3
<b>PEAK HR FACTOR :</b>	0.25	0.500	0.000	0.000	0.000	0.000	0.000	0.000	0.000	0.000	0.000	0.000	0.000	0.000	0.000	0.000	0.750
	0.750																

# National Data & Surveying Services

## Intersection Turning Movement Count

**Location:** Mace Blvd & El Macero Dr  
**City:** Davis  
**Control:** Signalized

**Project ID:** 19-07183-004  
**Date:** 5/31/2019

### Bikes

NS/EW Streets:	Mace Blvd				Mace Blvd				El Macero Dr				El Macero Dr				TOTAL
	NORTHBOUND				SOUTHBOUND				EASTBOUND				WESTBOUND				
AM	1 NL	2 NT	0 NR	0 NU	1 SL	2 ST	0 SR	0 SU	0 EL	1 ET	0 ER	0 EU	0 WL	1 WT	0 WR	0 WU	TOTAL
7:30 AM	0	0	0	0	0	0	0	1	0	0	0	0	0	0	0	0	1
7:45 AM	0	0	0	0	0	0	0	0	2	1	0	0	0	2	1	0	6
8:00 AM	1	2	0	0	0	0	0	0	4	0	0	0	1	2	3	0	13
8:15 AM	0	3	1	0	0	2	1	0	0	0	0	0	0	3	0	0	10
8:30 AM	0	0	0	0	0	0	0	0	0	0	0	0	0	1	0	0	1
8:45 AM	0	0	0	0	1	1	0	0	0	2	0	0	0	0	0	0	4
9:00 AM	0	0	1	0	0	1	0	0	0	0	0	0	0	0	0	0	2
9:15 AM	0	0	0	0	0	2	0	0	0	0	0	0	0	0	0	0	2
<b>TOTAL VOLUMES :</b>	NL	NT	NR	NU	SL	ST	SR	SU	EL	ET	ER	EU	WL	WT	WR	WU	TOTAL
<b>APPROACH %'s :</b>	1	5	2	0	1	6	1	1	6	3	0	0	1	8	4	0	39
	12.50%	62.50%	25.00%	0.00%	11.11%	66.67%	11.11%	11.11%	66.67%	33.33%	0.00%	0.00%	7.69%	61.54%	30.77%	0.00%	
<b>PEAK HR :</b>	<b>08:00 AM - 09:00 AM</b>																<b>TOTAL</b>
<b>PEAK HR VOL :</b>	1	5	1	0	1	3	1	0	4	2	0	0	1	6	3	0	28
<b>PEAK HR FACTOR :</b>	0.250	0.417	0.250	0.000	0.250	0.375	0.250	0.000	0.250	0.250	0.000	0.000	0.250	0.500	0.250	0.000	0.538
	0.438				0.417				0.375				0.417				
PM	1 NL	2 NT	0 NR	0 NU	1 SL	2 ST	0 SR	0 SU	0 EL	1 ET	0 ER	0 EU	0 WL	1 WT	0 WR	0 WU	TOTAL
4:30 PM	0	1	0	0	0	0	0	0	0	0	0	0	1	0	0	0	2
4:45 PM	0	2	1	0	0	1	0	0	0	0	0	0	0	2	0	0	6
5:00 PM	0	1	1	0	0	0	0	0	1	1	0	0	0	1	0	0	5
5:15 PM	0	0	0	0	0	2	0	0	0	0	0	0	0	0	0	0	2
5:30 PM	0	1	0	0	0	1	0	0	0	0	0	0	1	0	0	0	3
5:45 PM	0	1	1	0	1	2	0	0	0	0	0	0	0	0	0	0	5
6:00 PM	0	0	0	0	0	0	0	0	0	0	0	0	0	0	0	0	0
6:15 PM	0	1	0	0	0	0	0	0	2	0	0	0	1	2	1	0	7
<b>TOTAL VOLUMES :</b>	NL	NT	NR	NU	SL	ST	SR	SU	EL	ET	ER	EU	WL	WT	WR	WU	TOTAL
<b>APPROACH %'s :</b>	0	7	3	0	1	6	0	0	3	1	0	0	3	5	1	0	30
	0.00%	70.00%	30.00%	0.00%	14.29%	85.71%	0.00%	0.00%	75.00%	25.00%	0.00%	0.00%	33.33%	55.56%	11.11%	0.00%	
<b>PEAK HR :</b>	<b>05:00 PM - 06:00 PM</b>																<b>TOTAL</b>
<b>PEAK HR VOL :</b>	0	3	2	0	1	5	0	0	1	1	0	0	1	1	0	0	15
<b>PEAK HR FACTOR :</b>	0.00	0.750	0.500	0.000	0.250	0.625	0.000	0.000	0.250	0.250	0.000	0.000	0.250	0.250	0.000	0.000	0.750
	0.625				0.500				0.250				0.500				

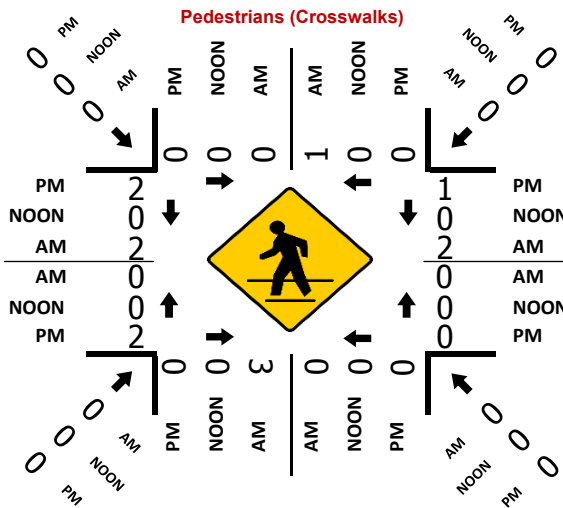
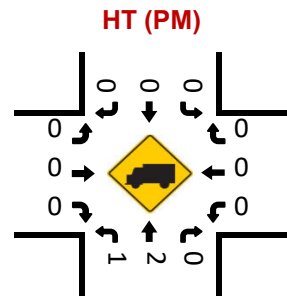
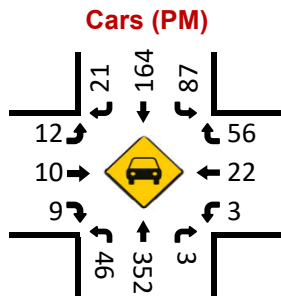
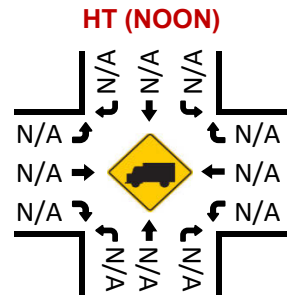
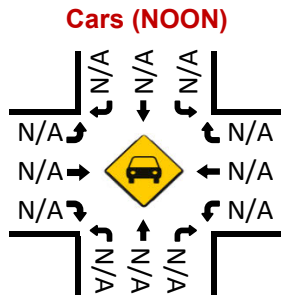
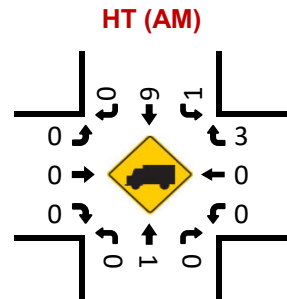
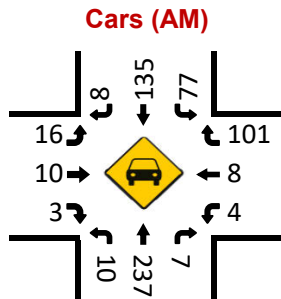
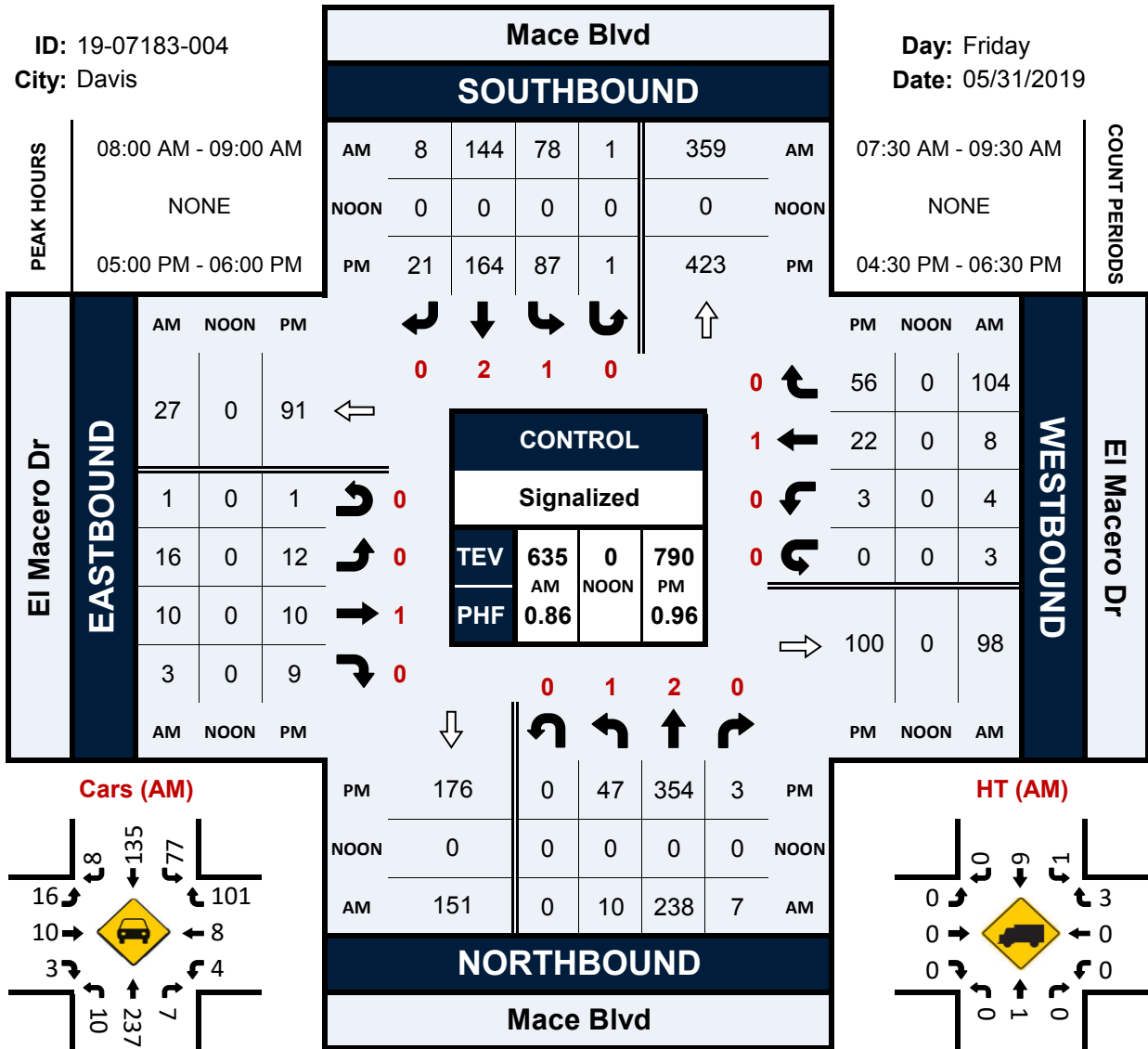


# Mace Blvd & El Macero Dr

## Peak Hour Turning Movement Count

ID: 19-07183-004  
City: Davis

Day: Friday  
Date: 05/31/2019





















# ALL TRAFFIC DATA

File Name : 19-07183-004  
Date : 05/31/2019

## Unshifted Count = All Vehicles & Uturns

START TIME	Mace Blvd Southbound					El Macero Dr Westbound					Mace Blvd Northbound					El Macero Dr Eastbound					Total	Uturns Total
	LEFT	THRU	RIGHT	UTURNS	APP.TOTAL	LEFT	THRU	RIGHT	UTURNS	APP.TOTAL	LEFT	THRU	RIGHT	UTURNS	APP.TOTAL	LEFT	THRU	RIGHT	UTURNS	APP.TOTAL		
7:30	7	21	0	0	28	0	0	27	0	27	3	45	0	0	48	6	1	1	0	8	111	0
7:45	14	20	2	0	36	0	7	26	0	33	2	50	1	0	53	3	1	1	0	5	127	0
8:00	18	24	0	0	42	1	3	32	2	38	5	88	2	0	95	4	5	0	1	10	185	3
8:15	17	37	2	0	56	3	4	29	0	36	1	56	1	0	58	4	0	0	0	4	154	0
<b>Total</b>	<b>56</b>	<b>102</b>	<b>4</b>	<b>0</b>	<b>162</b>	<b>4</b>	<b>14</b>	<b>114</b>	<b>2</b>	<b>134</b>	<b>11</b>	<b>239</b>	<b>4</b>	<b>0</b>	<b>254</b>	<b>17</b>	<b>7</b>	<b>2</b>	<b>1</b>	<b>27</b>	<b>577</b>	<b>3</b>
8:30	17	53	2	0	72	0	1	15	0	16	0	49	2	0	51	4	4	1	0	9	148	0
8:45	26	30	4	1	61	0	0	28	1	29	4	45	2	0	51	4	1	2	0	7	148	2
9:00	20	32	3	1	56	0	3	25	0	28	3	34	0	0	37	2	1	2	0	5	126	1
9:15	11	36	0	1	48	2	1	28	0	31	0	44	1	0	45	2	1	1	0	4	128	1
<b>Total</b>	<b>74</b>	<b>151</b>	<b>9</b>	<b>3</b>	<b>237</b>	<b>2</b>	<b>5</b>	<b>96</b>	<b>1</b>	<b>104</b>	<b>7</b>	<b>172</b>	<b>5</b>	<b>0</b>	<b>184</b>	<b>12</b>	<b>7</b>	<b>6</b>	<b>0</b>	<b>25</b>	<b>550</b>	<b>4</b>
9:30	0	0	0	0	0	0	0	0	0	0	0	0	0	0	0	0	0	0	0	0	0	0
9:45	0	0	0	0	0	0	0	0	0	0	0	0	0	0	0	0	0	0	0	0	0	0
16:30	19	26	4	0	49	1	6	17	0	24	15	59	1	0	75	0	5	5	0	10	158	0
16:45	21	42	2	0	65	5	10	9	0	24	17	63	0	0	80	4	1	1	0	6	175	0
17:00	14	45	1	0	60	0	8	15	0	23	15	96	0	0	111	0	3	2	0	5	199	0
17:15	26	39	2	0	67	0	7	9	0	16	21	90	0	0	111	3	3	0	1	7	201	1
<b>Total</b>	<b>80</b>	<b>152</b>	<b>9</b>	<b>0</b>	<b>241</b>	<b>6</b>	<b>31</b>	<b>50</b>	<b>0</b>	<b>87</b>	<b>68</b>	<b>308</b>	<b>1</b>	<b>0</b>	<b>377</b>	<b>7</b>	<b>12</b>	<b>8</b>	<b>1</b>	<b>28</b>	<b>733</b>	<b>1</b>
17:30	29	25	11	0	65	2	3	14	0	19	8	84	1	0	93	3	2	3	0	8	185	0
17:45	18	55	7	1	81	1	4	18	0	23	3	84	2	0	89	6	2	4	0	12	205	1
18:00	27	29	6	1	63	1	3	13	0	17	3	83	3	0	89	3	1	0	0	4	173	1
18:15	19	37	3	0	59	1	4	24	0	29	1	58	6	0	65	2	3	3	0	8	161	0
<b>Total</b>	<b>93</b>	<b>146</b>	<b>27</b>	<b>2</b>	<b>268</b>	<b>5</b>	<b>14</b>	<b>69</b>	<b>0</b>	<b>88</b>	<b>15</b>	<b>309</b>	<b>12</b>	<b>0</b>	<b>336</b>	<b>14</b>	<b>8</b>	<b>10</b>	<b>0</b>	<b>32</b>	<b>724</b>	<b>2</b>
23:30	0	0	0	0	0	0	0	0	0	0	0	0	0	0	0	0	0	0	0	0	0	0
23:45	0	0	0	0	0	0	0	0	0	0	0	0	0	0	0	0	0	0	0	0	0	0
<b>Grand Total</b>	<b>303</b>	<b>551</b>	<b>49</b>	<b>5</b>	<b>908</b>	<b>17</b>	<b>64</b>	<b>329</b>	<b>3</b>	<b>413</b>	<b>101</b>	<b>1028</b>	<b>22</b>	<b>0</b>	<b>1151</b>	<b>50</b>	<b>34</b>	<b>26</b>	<b>2</b>	<b>112</b>	<b>2584</b>	<b>10</b>
Apprch %	33.4%	60.7%	5.4%	0.6%		4.1%	15.5%	79.7%	0.7%		8.8%	89.3%	1.9%	0.0%		44.6%	30.4%	23.2%	1.8%			
Total %	11.7%	21.3%	1.9%	0.2%	35.1%	0.7%	2.5%	12.7%	0.1%	16.0%	3.9%	39.8%	0.9%	0.0%	44.5%	1.9%	1.3%	1.0%	0.1%	4.3%	100.0%	

AM PEAK HOUR	Mace Blvd Southbound					El Macero Dr Westbound					Mace Blvd Northbound					El Macero Dr Eastbound					Total
	LEFT	THRU	RIGHT	UTURNS	APP.TOTAL	LEFT	THRU	RIGHT	UTURNS	APP.TOTAL	LEFT	THRU	RIGHT	UTURNS	APP.TOTAL	LEFT	THRU	RIGHT	UTURNS	APP.TOTAL	
Peak Hour Analysis From 08:00 to 09:00																					
Peak Hour For Entire Intersection Begins at 08:00																					
8:00	18	24	0	0	42	1	3	32	2	38	5	88	2	0	95	4	5	0	1	10	185
8:15	17	37	2	0	56	3	4	29	0	36	1	56	1	0	58	4	0	0	0	4	154
8:30	17	53	2	0	72	0	1	15	0	16	0	49	2	0	51	4	4	1	0	9	148
8:45	26	30	4	1	61	0	0	28	1	29	4	45	2	0	51	4	1	2	0	7	148
Total Volume	78	144	8	1	231	4	8	104	3	119	10	238	7	0	255	16	10	3	1	30	635
% App Total	33.8%	62.3%	3.5%	0.4%		3.4%	6.7%	87.4%	2.5%		3.9%	93.3%	2.7%	0.0%		53.3%	33.3%	10.0%	3.3%		
PHF	.750	.679	.500	.250	.802	.333	.500	.813	.375	.783	.500	.676	.875	.000	.671	1.000	.500	.375	.250	.750	.858

PM PEAK HOUR	Mace Blvd Southbound					El Macero Dr Westbound					Mace Blvd Northbound					El Macero Dr Eastbound					Total
	LEFT	THRU	RIGHT	UTURNS	APP.TOTAL	LEFT	THRU	RIGHT	UTURNS	APP.TOTAL	LEFT	THRU	RIGHT	UTURNS	APP.TOTAL	LEFT	THRU	RIGHT	UTURNS	APP.TOTAL	
Peak Hour Analysis From 17:00 to 18:00																					
Peak Hour For Entire Intersection Begins at 17:00																					
17:00	14	45	1	0	60	0	8	15	0	23	15	96	0	0	111	0	3	2	0	5	199
17:15	26	39	2	0	67	0	7	9	0	16	21	90	0	0	111	3	3	0	1	7	201
17:30	29	25	11	0	65	2	3	14	0	19	8	84	1	0	93	3	2	3	0	8	185
17:45	18	55	7	1	81	1	4	18	0	23	3	84	2	0	89	6	2	4	0	12	205
Total Volume	87	164	21	1	273	3	22	56	0	81	47	354	3	0	404	12	10	9	1	32	790
% App Total	31.9%	60.1%	7.7%	0.4%		3.7%	27.2%	69.1%	0.0%		11.6%	87.6%	0.7%	0.0%		37.5%	31.3%	28.1%	3.1%		
PHF	.750	.745	.477	.250	.843	.375	.688	.778	.000	.880	.560	.922	.375	.000	.910	.500	.833	.563	.250	.667	.963

# ALL TRAFFIC DATA

File Name : 19-07183-004  
Date : 05/31/2019

## Bank 1 Count = Bikes & Peds

START TIME	Mace Blvd Southbound					El Macero Dr Westbound					Mace Blvd Northbound					El Macero Dr Eastbound					Total	Peds Total
	LEFT	THRU	RIGHT	PEDS	APP.TOTAL	LEFT	THRU	RIGHT	PEDS	APP.TOTAL	LEFT	THRU	RIGHT	PEDS	APP.TOTAL	LEFT	THRU	RIGHT	PEDS	APP.TOTAL		
7:30	0	0	0	0	0	0	0	0	1	0	0	0	0	0	0	0	0	0	1	0	0	2
7:45	0	0	0	0	0	0	2	1	2	3	0	0	0	3	0	2	1	0	3	3	6	8
8:00	0	0	0	0	0	1	2	3	1	6	1	2	0	0	3	4	0	0	0	4	13	1
8:15	0	2	1	0	3	0	3	0	1	3	0	3	1	0	4	0	0	0	0	0	10	1
<b>Total</b>	<b>0</b>	<b>2</b>	<b>1</b>	<b>0</b>	<b>3</b>	<b>1</b>	<b>7</b>	<b>4</b>	<b>5</b>	<b>12</b>	<b>1</b>	<b>5</b>	<b>1</b>	<b>3</b>	<b>7</b>	<b>6</b>	<b>1</b>	<b>0</b>	<b>4</b>	<b>7</b>	<b>29</b>	<b>12</b>
8:30	0	0	0	1	0	0	1	0	0	1	0	0	0	2	0	0	0	0	1	0	1	4
8:45	1	1	0	0	2	0	0	0	0	0	0	0	0	1	0	2	0	1	2	4	4	2
9:00	0	1	0	1	1	0	0	0	0	0	0	0	1	0	1	0	0	0	0	0	2	1
9:15	0	2	0	1	2	0	0	0	3	0	0	0	0	1	0	0	0	0	0	0	2	5
<b>Total</b>	<b>1</b>	<b>4</b>	<b>0</b>	<b>3</b>	<b>5</b>	<b>0</b>	<b>1</b>	<b>0</b>	<b>3</b>	<b>1</b>	<b>0</b>	<b>0</b>	<b>1</b>	<b>4</b>	<b>1</b>	<b>0</b>	<b>2</b>	<b>0</b>	<b>2</b>	<b>2</b>	<b>9</b>	<b>12</b>
9:30	0	0	0	0	0	0	0	0	0	0	0	0	0	0	0	0	0	0	0	0	0	0
9:45	0	0	0	0	0	0	0	0	0	0	0	0	0	0	0	0	0	0	0	0	0	0
16:30	0	0	0	0	0	1	0	0	2	1	0	1	0	0	1	0	0	0	0	0	2	2
16:45	0	1	0	0	1	0	2	0	1	2	0	2	1	0	3	0	0	0	0	0	6	1
17:00	0	0	0	0	0	0	1	0	0	1	0	1	1	0	2	1	1	0	1	2	5	1
17:15	0	2	0	0	2	0	0	0	1	0	0	0	0	0	0	0	0	0	0	0	2	1
<b>Total</b>	<b>0</b>	<b>3</b>	<b>0</b>	<b>0</b>	<b>3</b>	<b>1</b>	<b>3</b>	<b>0</b>	<b>4</b>	<b>4</b>	<b>0</b>	<b>4</b>	<b>2</b>	<b>0</b>	<b>6</b>	<b>1</b>	<b>1</b>	<b>0</b>	<b>1</b>	<b>2</b>	<b>15</b>	<b>5</b>
17:30	0	1	0	0	1	1	0	0	0	1	0	1	0	0	1	0	0	0	0	0	3	0
17:45	1	2	0	0	3	0	0	0	3	0	0	1	1	0	2	0	0	0	0	0	5	3
18:00	0	0	0	0	0	0	0	0	2	0	0	0	0	0	0	0	0	0	0	0	0	2
18:15	0	0	0	2	0	1	2	1	4	4	0	1	0	0	1	2	0	0	1	2	7	7
<b>Total</b>	<b>1</b>	<b>3</b>	<b>0</b>	<b>2</b>	<b>4</b>	<b>2</b>	<b>2</b>	<b>1</b>	<b>9</b>	<b>5</b>	<b>0</b>	<b>3</b>	<b>1</b>	<b>0</b>	<b>4</b>	<b>2</b>	<b>0</b>	<b>0</b>	<b>1</b>	<b>2</b>	<b>15</b>	<b>12</b>
23:30	0	0	0	0	0	0	0	0	0	0	0	0	0	0	0	0	0	0	0	0	0	0
23:45	0	0	0	0	0	0	0	0	0	0	0	0	0	0	0	0	0	0	0	0	0	0
<b>Grand Total</b>	<b>2</b>	<b>12</b>	<b>1</b>	<b>5</b>	<b>15</b>	<b>4</b>	<b>13</b>	<b>5</b>	<b>21</b>	<b>22</b>	<b>1</b>	<b>12</b>	<b>5</b>	<b>7</b>	<b>18</b>	<b>9</b>	<b>4</b>	<b>0</b>	<b>8</b>	<b>13</b>	<b>68</b>	<b>41</b>
Apprch %	13.3%	80.0%	6.7%			18.2%	59.1%	22.7%			5.6%	66.7%	27.8%			69.2%	30.8%	0.0%				
Total %	2.9%	17.6%	1.5%		22.1%	5.9%	19.1%	7.4%		32.4%	1.5%	17.6%	7.4%		26.5%	13.2%	5.9%	0.0%		19.1%	100.0%	

AM PEAK HOUR	Mace Blvd Southbound					El Macero Dr Westbound					Mace Blvd Northbound					El Macero Dr Eastbound					Total
	LEFT	THRU	RIGHT	PEDS	APP.TOTAL	LEFT	THRU	RIGHT	PEDS	APP.TOTAL	LEFT	THRU	RIGHT	PEDS	APP.TOTAL	LEFT	THRU	RIGHT	PEDS	APP.TOTAL	
Peak Hour Analysis From 08:00 to 09:00																					
Peak Hour For Entire Intersection Begins at 08:00																					
8:00	0	0	0	0	0	1	2	3	1	6	1	2	0	0	3	4	0	0	0	4	13
8:15	0	2	1	0	3	0	3	0	1	3	0	3	1	0	4	0	0	0	0	0	10
8:30	0	0	0	1	0	0	1	0	0	1	0	0	0	2	0	0	0	0	1	0	1
8:45	1	1	0	0	2	0	0	0	0	0	0	0	1	0	0	2	0	1	2	4	4
Total Volume	1	3	1	1	5	1	6	3	2	10	1	5	1	3	7	4	2	0	2	6	28
% App Total	20.0%	60.0%	20.0%			10.0%	60.0%	30.0%			14.3%	71.4%	14.3%			66.7%	33.3%	0.0%			
PHF	.250	.375	.250		.417	.250	.500	.250		.417	.250	.417	.250		.438	.250	.250	.000		.375	.538

PM PEAK HOUR	Mace Blvd Southbound					El Macero Dr Westbound					Mace Blvd Northbound					El Macero Dr Eastbound					Total
	LEFT	THRU	RIGHT	PEDS	APP.TOTAL	LEFT	THRU	RIGHT	PEDS	APP.TOTAL	LEFT	THRU	RIGHT	PEDS	APP.TOTAL	LEFT	THRU	RIGHT	PEDS	APP.TOTAL	
Peak Hour Analysis From 17:00 to 18:00																					
Peak Hour For Entire Intersection Begins at 17:00																					
17:00	0	0	0	0	0	0	1	0	0	1	0	1	1	0	2	1	1	0	1	2	5
17:15	0	2	0	0	2	0	0	0	1	0	0	0	0	0	0	0	0	0	0	0	2
17:30	0	1	0	0	1	1	0	0	0	1	0	1	0	0	1	0	0	0	0	0	3
17:45	1	2	0	0	3	0	0	0	3	0	0	1	1	0	2	0	0	0	0	0	5
Total Volume	1	5	0	0	6	1	1	0	4	2	0	3	2	0	5	1	1	0	1	2	15
% App Total	16.7%	83.3%	0.0%			50.0%	50.0%	0.0%			0.0%	60.0%	40.0%			50.0%	50.0%	0.0%			
PHF	.250	.625	.000		.500	.250	.250	.000		.500	.000	.750	.500		.625	.250	.250	.000		.250	.750



