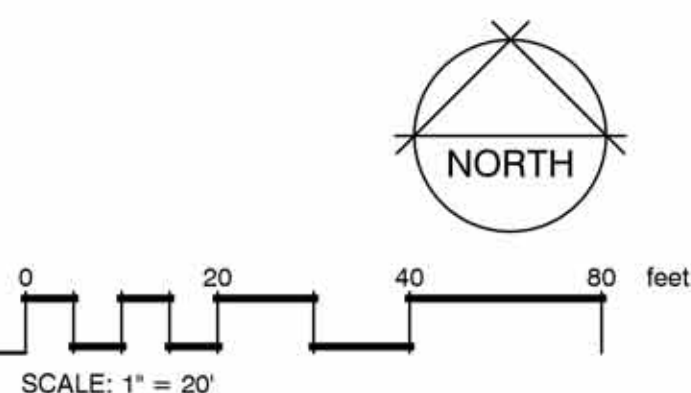


PARKING LOT SHADE CALCULATIONS

Shade Calculations for The Davis Mixed Use Project								
Botanical Name	Common Name	Quantity	Shade allowed	at 25%	at 50%	at 75%	at 100%	Total
Pistacia chinensis 'Keith Davey'	Chinese Pistache	3	962	1	2	0	0	1,202.50
Ulmus x 'Frontier'	Frontier Elm	3	491	0	3	0	0	736.50
Total Shade Allowed		6		1	5	0	0	1,939.00
parking lot area to be shaded								3,618.00
50% shade required								1,809.00
% Shade Provided								53.59%

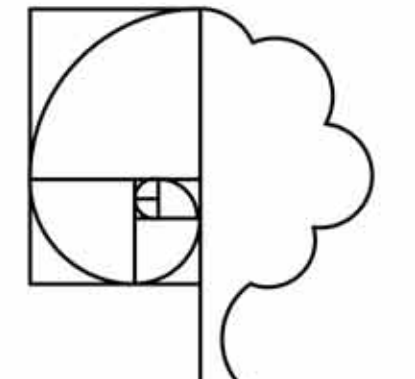


LANDSCAPE PLAN



PLANT SCHEDULE

TREES	BOTANICAL NAME	COMMON NAME	SIZE	QTY	
	ACER PALMATUM 'SANGO KAKU'	CORAL BARK MAPLE	15 GAL	4	
	LAGERSTROEMIA INDICA X FAURIEI 'NATCHEZ'	NATCHEZ CRAPE MYRTLE	15 GAL	2	
	PISTACIA CHINENSIS 'KEITH DAVEY'	KEITH DAVEY CHINESE PISTACHE	15 GAL	4	
	QUERCUS SUBER	CORK OAK	15 GAL	1	
	ULMUS X 'FRONTIER'	AMERICAN ELM	15 GAL	3	
SHRUBS	BOTANICAL NAME	COMMON NAME	SIZE	QTY	
	LOROPETALUM CHINENSE RUBRUM 'RAZZLEBERRI'	RAZZLEBERRI FRINGE FLOWER	5 GAL	4	
	NANDINA DOMESTICA 'COMPACTA'	DWARF HEAVENLY BAMBOO	5 GAL	39	
	OLEA EUROPAEA 'LITTLE OLLIE' TM	LITTLE OLLIE OLIVE	5 GAL	32	
	PITTOSPORUM TENUIFOLIUM 'SILVER SHEEN'	SILVER SHEEN TAWHIWIHI	5 GAL	37	
	RHAPHIOLEPIS INDICA 'BALLERINA'	BALLERINA INDIAN HAWTHORN	5 GAL	42	
	ROSA X 'FLOWER CARPET RED'	ROSE	2 GAL	17	
PERENNIALS	BOTANICAL NAME	COMMON NAME	SIZE	QTY	
	DIETES VEGETA	AFRICAN IRIS	1 GAL	19	
	HEMEROCALLIS X 'STELLA DE ORO'	STELLA DE ORO DAYLILY	1 GAL	7	
	LIRIOPE SPICATA 'SILVER DRAGON'	CREEPING LILY TURF	1 GAL	36	
	PHORMIUM TENAX 'MAORI QUEEN'	NEW ZEALAND FLAX	5 GAL	7	
	TULBAGHIA VIOLACEA 'TRICOLOR'	TRICOLOR SOCIETY GARLIC	1 GAL	58	
VINES	BOTANICAL NAME	COMMON NAME	SIZE	QTY	
	FICUS PUMILA	CREEPING FIG	5 GAL	19	
GROUND COVERS	BOTANICAL NAME	COMMON NAME	SIZE	SPACING	QTY
	LANTANA MONTEVIDENSIS 'SPREADING SUNSET'	YELLOW TRAILING LANTANA	1 GAL	36" O.C.	50
	MYOPORUM PARVIFOLIUM 'BURGUNDY CARPET'	TRAILING MYOPORUM	1 GAL	36" O.C.	80
	ROSMARINUS OFFICINALIS 'PROSTRATUS'	DWARF ROSEMARY	1 GAL	36" O.C.	21
MATERIALS	BOTANICAL NAME	COMMON NAME	SIZE	SPACING	QTY
	DECOMPOSED GRANITE	4" DEPTH	---	---	194 SF
	DRAIN ROCK 1 1/2" MINUS	INSTALL OVER LANDSCAPE FABRIC	2" DEPTH	---	610 SF
TURF GRASS	BOTANICAL NAME	COMMON NAME	SIZE	SPACING	QTY
	ARTIFICIAL TURF NA PET TURF II	EP6 TURF	90D	---	732 SF




THOMAS H. PHELPS
LANDSCAPE ARCHITECTURE
THPLA, inc.
California Landscape Architect #4122
P.O. BOX 8328
Chico, CA 95927-8328
(530)892-8897 fax (530)892-9588
thphelps@sbcglobal.net

**OLIVE DRIVE MIXED USE PROJECT
LANDSCAPE IMPROVEMENT PLANS
OLIVE DRIVE
DAVIS, CALIFORNIA**

These drawings are preliminary in nature and are the property of Thomas H. Phelps Landscape Architecture. All designs and other information on the drawings are for the use on the specific project and shall not be used elsewhere without the express written permission of Thomas H. Phelps Landscape Architecture.

Sheet Title
LANDSCAPE PLAN



No.	Date	Revision
▲		
▲		
▲		
▲		

Project Mgr.: THP Sheet No.:
 Drawn By: THP
 Scale: 1"=10'
 Date: 21 FEB 2020
 File Name: 19-C51 of _____ sheets