

Appendix I

Traffic Modeling Results

⇒1 – TRAFFIC COUNTS



ALL TRAFFIC DATA

City of Davis
 All Vehicles on Unshifted
 Peds & Bikes on Bank 1
 Nothing on Bank 2

(916) 771-8700
orders@atdtraffic.com

File Name : 14-7680-035 Drummond Avenue-Cowell Boulevard.ppd
 Date : 10/16/2014

Unshifted Count = All Vehicles

START TIME	Chiles Road Southbound					Cowell Boulevard Westbound					Drummond Avenue Northbound					Cowell Boulevard Eastbound					Total	Utum Total
	LEFT	THRU	RIGHT	UTURNS	APP.TOTAL	LEFT	THRU	RIGHT	UTURNS	APP.TOTAL	LEFT	THRU	RIGHT	UTURNS	APP.TOTAL	LEFT	THRU	RIGHT	UTURNS	APP.TOTAL		
07:00	0	2	22	0	24	4	19	1	0	24	9	22	5	0	36	5	5	1	0	11	95	0
07:15	0	6	18	0	24	4	49	1	0	54	13	25	2	0	40	5	10	3	0	18	136	0
07:30	0	10	23	0	33	3	33	3	0	39	11	26	4	0	41	14	21	4	0	39	152	0
07:45	0	8	29	0	37	5	33	1	0	39	13	33	9	0	55	21	14	2	0	37	168	0
Total	0	26	92	0	118	16	134	6	0	156	46	106	20	0	172	45	50	10	0	105	551	0
08:00	0	24	25	0	49	10	45	1	0	56	9	25	10	0	44	23	18	1	0	42	191	0
08:15	0	27	31	0	58	17	42	1	0	60	12	29	15	0	56	12	17	17	0	46	220	0
08:30	2	9	35	0	46	5	32	1	0	38	15	26	3	0	44	23	20	7	0	50	178	0
08:45	2	5	26	0	33	4	38	1	0	43	13	16	5	0	34	23	14	5	0	42	152	0
Total	4	65	117	0	186	36	157	4	0	197	49	96	33	0	178	81	69	30	0	180	741	0
16:00	1	8	34	0	43	5	28	2	0	35	6	10	4	0	20	48	31	5	0	84	182	0
16:15	1	11	32	0	44	7	21	2	0	30	2	8	9	0	19	64	42	6	0	112	205	0
16:30	0	16	25	0	41	11	26	0	0	37	5	5	4	0	14	57	33	12	0	102	194	0
16:45	3	21	26	0	50	11	29	1	0	41	9	7	12	0	28	52	41	8	0	101	220	0
Total	5	56	117	0	178	34	104	5	0	143	22	30	29	0	81	221	147	31	0	399	801	0
17:00	1	25	34	0	60	18	28	2	0	48	11	21	12	0	44	67	40	13	0	120	272	0
17:15	5	19	31	0	55	12	27	4	0	43	7	15	5	0	27	32	44	9	0	85	210	0
17:30	2	31	28	0	61	14	25	0	0	39	10	13	10	0	33	32	41	9	0	82	215	0
17:45	1	25	37	0	63	9	25	0	0	34	6	11	8	0	25	28	45	5	0	78	200	0
Total	9	100	130	0	239	53	105	6	0	164	34	60	35	0	129	159	170	36	0	365	897	0
Grand Total	18	247	456	0	721	139	500	21	0	660	151	292	117	0	560	506	436	107	0	1049	2990	0
Apprch %	2.5%	34.3%	63.2%	0.0%		21.1%	75.8%	3.2%	0.0%		27.0%	52.1%	20.9%	0.0%		48.2%	41.6%	10.2%	0.0%			
Total %	0.6%	8.3%	15.3%	0.0%	24.1%	4.6%	16.7%	0.7%	0.0%	22.1%	5.1%	9.8%	3.9%	0.0%	18.7%	16.9%	14.6%	3.6%	0.0%	35.1%	100.0%	

ALL TRAFFIC DATA

City of Davis
 All Vehicles on Unshifted
 Peds & Bikes on Bank 1
 Nothing on Bank 2

(916) 771-8700
orders@atdtraffic.com

File Name : 14-7680-036 Cowell Boulevard-Research Park Drive.ppd
 Date : 10/16/2014

Unshifted Count = All Vehicles

START TIME	Cowell Boulevard Southbound					Greene Terrace Westbound					Cowell Boulevard Northbound					Research Park Drive Eastbound					Total	Utum Total
	LEFT	THRU	RIGHT	UTURNS	APP.TOTAL	LEFT	THRU	RIGHT	UTURNS	APP.TOTAL	LEFT	THRU	RIGHT	UTURNS	APP.TOTAL	LEFT	THRU	RIGHT	UTURNS	APP.TOTAL		
07:00	0	23	25	0	48	0	0	0	0	0	3	10	0	0	13	1	0	2	0	3	64	0
07:15	0	55	27	0	82	1	1	0	0	2	8	12	0	0	20	4	0	2	0	6	110	0
07:30	0	35	28	0	63	1	1	0	0	2	9	32	0	1	42	6	0	3	0	9	116	1
07:45	0	54	29	0	83	1	4	1	0	6	11	31	1	0	43	7	0	1	0	8	140	0
Total	0	167	109	0	276	3	6	1	0	10	31	85	1	1	118	18	0	8	0	26	430	1
08:00	0	54	26	0	80	0	0	1	0	1	9	35	0	1	45	7	0	7	0	14	140	1
08:15	1	50	34	0	85	0	0	0	0	0	11	31	0	0	42	7	0	2	0	9	136	0
08:30	0	54	26	0	80	0	0	0	0	0	11	39	1	0	51	10	0	5	0	15	146	0
08:45	0	59	17	0	76	0	0	1	0	1	7	32	0	0	39	5	0	2	0	7	123	0
Total	1	217	103	0	321	0	0	2	0	2	38	137	1	1	177	29	0	16	0	45	545	1
16:00	1	55	16	0	72	0	0	0	0	0	4	60	0	1	65	30	0	11	0	41	178	1
16:15	0	42	19	0	61	2	0	0	0	2	6	64	1	0	71	48	0	10	0	58	192	0
16:30	1	45	13	0	59	1	0	0	0	1	4	70	0	0	74	34	1	6	0	41	175	0
16:45	0	56	7	0	63	1	0	0	0	1	4	70	0	0	74	28	0	15	0	43	181	0
Total	2	198	55	0	255	4	0	0	0	4	18	264	1	1	284	140	1	42	0	183	726	1
17:00	3	50	23	0	76	1	0	0	0	1	6	76	1	0	83	50	1	19	0	70	230	0
17:15	0	51	15	0	66	0	0	2	0	2	6	61	1	2	70	26	1	15	0	42	180	2
17:30	0	55	15	0	70	1	0	1	0	2	5	60	1	0	66	21	0	16	0	37	175	0
17:45	0	57	15	0	72	2	0	1	0	3	9	58	2	0	69	19	0	10	0	29	173	0
Total	3	213	68	0	284	4	0	4	0	8	26	255	5	2	288	116	2	60	0	178	758	2
Grand Total	6	795	335	0	1136	11	6	7	0	24	113	741	8	5	867	303	3	126	0	432	2459	5
Apprch %	0.5%	70.0%	29.5%	0.0%		45.8%	25.0%	29.2%	0.0%		13.0%	85.5%	0.9%	0.6%		70.1%	0.7%	29.2%	0.0%			
Total %	0.2%	32.3%	13.6%	0.0%	46.2%	0.4%	0.2%	0.3%	0.0%	1.0%	4.6%	30.1%	0.3%	0.2%	35.3%	12.3%	0.1%	5.1%	0.0%	17.6%	100.0%	

ALL TRAFFIC DATA

City of Davis
 All Vehicles on Unshifted
 Peds & Bikes on Bank 1
 Nothing on Bank 2

(916) 771-8700
orders@atdtraffic.com

File Name : 14-7680-037 Cowell Boulevard-Pole Line Road.ppd
 Date : 10/16/2014

Unshifted Count = All Vehicles

START TIME	Cowell Boulevard Southbound					Lillard Drive Westbound					Cowell Boulevard Northbound					Pole Line Road Eastbound					Total	Utum Total
	LEFT	THRU	RIGHT	UTURNS	APP.TOTAL	LEFT	THRU	RIGHT	UTURNS	APP.TOTAL	LEFT	THRU	RIGHT	UTURNS	APP.TOTAL	LEFT	THRU	RIGHT	UTURNS	APP.TOTAL		
07:00	0	9	23	0	32	10	8	1	0	19	16	2	7	0	25	9	12	21	0	42	118	0
07:15	0	12	45	0	57	22	48	1	0	71	24	4	11	0	39	10	4	29	0	43	210	0
07:30	0	13	30	1	44	24	33	3	0	60	27	10	19	0	56	26	19	36	1	82	242	2
07:45	2	19	38	0	59	52	39	2	0	93	26	10	25	0	61	22	20	38	0	80	293	0
Total	2	53	136	1	192	108	128	7	0	243	93	26	62	0	181	67	55	124	1	247	863	2
08:00	3	21	45	0	69	29	40	3	0	72	29	10	36	0	75	27	29	42	0	98	314	0
08:15	4	15	44	0	63	59	68	4	0	131	28	9	54	0	91	29	53	51	0	133	418	0
08:30	3	24	39	0	66	51	43	5	0	99	28	15	22	0	65	36	47	56	0	139	369	0
08:45	3	22	37	0	62	39	48	5	0	92	32	15	18	0	65	21	27	35	0	83	302	0
Total	13	82	165	0	260	178	199	17	0	394	117	49	130	0	296	113	156	184	0	453	1403	0
16:00	2	23	46	0	71	29	29	2	0	60	52	25	38	0	115	45	37	39	1	122	368	1
16:15	3	20	30	0	53	20	47	1	0	68	52	34	31	0	117	41	43	39	1	124	362	1
16:30	1	21	31	0	53	35	40	2	0	77	41	33	49	0	123	46	43	44	0	133	386	0
16:45	2	28	42	0	72	42	57	3	0	102	42	41	41	0	124	37	53	35	1	126	424	1
Total	8	92	149	0	249	126	173	8	0	307	187	133	159	0	479	169	176	157	3	505	1540	3
17:00	0	30	40	0	70	39	45	0	0	84	49	34	47	0	130	53	55	48	1	157	441	1
17:15	0	21	42	0	63	38	40	1	0	79	38	33	52	0	123	44	47	30	1	122	387	1
17:30	5	26	41	1	73	15	41	1	0	57	46	17	38	0	101	51	42	44	1	138	369	2
17:45	3	27	37	0	67	34	46	2	0	82	49	32	41	0	122	38	41	36	0	115	386	0
Total	8	104	160	1	273	126	172	4	0	302	182	116	178	0	476	186	185	158	3	532	1583	4
Grand Total	31	331	610	2	974	538	672	36	0	1246	579	324	529	0	1432	535	572	623	7	1737	5389	9
Apprch %	3.2%	34.0%	62.6%	0.2%		43.2%	53.9%	2.9%	0.0%		40.4%	22.6%	36.9%	0.0%		30.8%	32.9%	35.9%	0.4%			
Total %	0.6%	6.1%	11.3%	0.0%	18.1%	10.0%	12.5%	0.7%	0.0%	23.1%	10.7%	6.0%	9.8%	0.0%	26.6%	9.9%	10.6%	11.6%	0.1%	32.2%	100.0%	

ALL TRAFFIC DATA

City of Davis
 All Vehicles on Unshifted
 Peds & Bikes on Bank 1
 Nothing on Bank 2

(916) 771-8700
orders@atdtraffic.com

File Name : 14-7680-038 Valdora Street-Cowell Boulevard.ppd
 Date : 10/16/2014

Unshifted Count = All Vehicles

START TIME	Valdora Street Southbound					Cowell Boulevard Westbound					Valdora Street Northbound					Cowell Boulevard Eastbound					Total	Utum Total
	LEFT	THRU	RIGHT	UTURNS	APP.TOTAL	LEFT	THRU	RIGHT	UTURNS	APP.TOTAL	LEFT	THRU	RIGHT	UTURNS	APP.TOTAL	LEFT	THRU	RIGHT	UTURNS	APP.TOTAL		
07:00	1	1	10	0	12	2	34	3	0	39	8	0	1	0	9	3	21	0	0	24	84	0
07:15	0	0	16	0	16	3	56	3	0	62	9	1	10	0	20	1	29	1	0	31	129	0
07:30	2	0	12	0	14	3	73	1	0	77	14	3	10	0	27	2	52	1	0	55	173	0
07:45	2	0	16	0	18	3	97	9	0	109	8	1	4	0	13	8	51	0	0	59	199	0
Total	5	1	54	0	60	11	260	16	0	287	39	5	25	0	69	14	153	2	0	169	585	0
08:00	1	1	18	0	20	3	78	11	0	92	25	2	15	0	42	14	64	6	0	84	238	0
08:15	2	0	12	0	14	1	117	2	0	120	8	1	17	0	26	6	73	1	0	80	240	0
08:30	4	3	16	0	23	11	121	6	1	139	24	4	6	0	34	13	55	5	0	73	269	1
08:45	3	1	11	0	15	3	87	10	0	100	18	1	10	0	29	14	44	3	0	61	205	0
Total	10	5	57	0	72	18	403	29	1	451	75	8	48	0	131	47	236	15	0	298	952	1
16:00	4	1	28	0	33	11	70	8	1	90	8	2	11	0	21	13	113	8	0	134	278	1
16:15	9	4	23	0	36	4	69	10	0	83	10	4	5	0	19	21	106	20	0	147	285	0
16:30	5	3	25	0	33	9	85	10	0	104	11	3	9	0	23	13	113	16	1	143	303	1
16:45	8	4	20	0	32	11	83	12	0	106	6	5	16	0	27	17	120	14	0	151	316	0
Total	26	12	96	0	134	35	307	40	1	383	35	14	41	0	90	64	452	58	1	575	1182	2
17:00	8	4	17	0	29	14	93	6	0	113	10	2	14	0	26	17	112	14	0	143	311	0
17:15	9	5	10	0	24	9	72	11	0	92	15	5	8	0	28	21	108	18	1	148	292	1
17:30	14	3	21	0	38	10	68	11	0	89	12	5	7	0	24	18	94	10	1	123	274	1
17:45	10	5	16	0	31	9	73	14	0	96	12	3	9	0	24	23	97	27	0	147	298	0
Total	41	17	64	0	122	42	306	42	0	390	49	15	38	0	102	79	411	69	2	561	1175	2
Grand Total	82	35	271	0	388	106	1276	127	2	1511	198	42	152	0	392	204	1252	144	3	1603	3894	5
Apprch %	21.1%	9.0%	69.8%	0.0%		7.0%	84.4%	8.4%	0.1%		50.5%	10.7%	38.8%	0.0%		12.7%	78.1%	9.0%	0.2%			
Total %	2.1%	0.9%	7.0%	0.0%	10.0%	2.7%	32.8%	3.3%	0.1%	38.8%	5.1%	1.1%	3.9%	0.0%	10.1%	5.2%	32.2%	3.7%	0.1%	41.2%	100.0%	

ALL TRAFFIC DATA

City of Davis
 All Vehicles on Unshifted
 Peds & Bikes on Bank 1
 Nothing on Bank 2

(916) 771-8700
orders@atdtraffic.com

File Name : 14-7680-039 Drew Avenue-Cowell Boulevard.ppd
 Date : 10/16/2014

Bank 1 Count = Peds & Bikes

START TIME	Drew Avenue Southbound					Cowell Boulevard Westbound					Drew Avenue Northbound					Cowell Boulevard Eastbound					Total	Ped Total
	LEFT	THRU	RIGHT	PEDS	APP.TOTAL	LEFT	THRU	RIGHT	PEDS	APP.TOTAL	LEFT	THRU	RIGHT	PEDS	APP.TOTAL	LEFT	THRU	RIGHT	PEDS	APP.TOTAL		
07:00	0	0	0	0	0	0	5	0	0	5	0	0	1	4	1	0	0	0	8	0	6	12
07:15	0	0	0	1	0	1	5	0	0	6	0	0	0	2	0	0	2	0	11	2	8	14
07:30	0	0	0	1	0	0	7	0	0	7	0	0	0	0	0	0	0	0	18	0	7	19
07:45	0	0	1	1	1	0	5	0	0	5	0	0	1	4	1	0	1	0	14	1	8	19
Total	0	0	1	3	1	1	22	0	0	23	0	0	2	10	2	0	3	0	51	3	29	64
08:00	0	0	0	0	0	0	4	0	0	4	1	0	0	4	1	0	2	0	8	2	7	12
08:15	0	0	0	1	0	0	7	0	0	7	1	1	0	1	2	0	1	0	60	1	10	62
08:30	0	1	0	2	1	0	29	0	0	29	4	0	1	2	5	0	1	0	43	1	36	47
08:45	0	0	0	0	0	0	16	1	0	17	6	0	1	1	7	0	0	1	10	1	25	11
Total	0	1	0	3	1	0	56	1	0	57	12	1	2	8	15	0	4	1	121	5	78	132
16:00	0	0	2	1	2	0	1	0	0	1	2	0	0	4	2	0	7	1	24	8	13	29
16:15	0	0	0	2	0	0	6	0	0	6	0	0	0	12	0	0	5	0	19	5	11	33
16:30	0	0	0	6	0	0	4	0	0	4	0	0	0	7	0	1	13	1	9	15	19	22
16:45	0	0	0	9	0	0	5	0	0	5	1	0	0	4	1	0	10	0	10	10	16	23
Total	0	0	2	18	2	0	16	0	0	16	3	0	0	27	3	1	35	2	62	38	59	107
17:00	0	1	0	2	1	0	1	0	0	1	2	1	3	11	6	0	13	1	8	14	22	21
17:15	0	1	0	3	1	0	6	0	0	6	0	0	0	3	0	0	13	1	21	14	21	27
17:30	0	0	0	7	0	1	1	0	0	2	0	0	0	2	0	1	11	1	21	13	15	30
17:45	1	0	0	2	1	2	6	0	0	8	1	0	0	3	1	0	11	3	19	14	24	24
Total	1	2	0	14	3	3	14	0	0	17	3	1	3	19	7	1	48	6	69	55	82	102
Grand Total	1	3	3	38	7	4	108	1	0	113	18	2	7	64	27	2	90	9	303	101	248	405
Apprch %	14.3%	42.9%	42.9%			3.5%	95.6%	0.9%			66.7%	7.4%	25.9%			2.0%	89.1%	8.9%				
Total %	0.4%	1.2%	1.2%		2.8%	1.6%	43.5%	0.4%		45.6%	7.3%	0.8%	2.8%		10.9%	0.8%	36.3%	3.6%		40.7%	100.0%	

ALL TRAFFIC DATA

City of Davis
 All Vehicles on Unshifted
 Peds & Bikes on Bank 1
 Nothing on Bank 2

(916) 771-8700
orders@atdtraffic.com

File Name : 14-7680-040 Research Park Drive-Cowell Boulevard-Richards Boulevard
 Date : 10/16/2014

Unshifted Count = All Vehicles

START TIME	Research Park Drive Southbound					Cowell Boulevard Westbound					Research Park Drive Northbound					Richards Boulevard Eastbound					Total	Uturn Total
	LEFT	THRU	RIGHT	UTURNS	APP.TOTAL	LEFT	THRU	RIGHT	UTURNS	APP.TOTAL	LEFT	THRU	RIGHT	UTURNS	APP.TOTAL	LEFT	THRU	RIGHT	UTURNS	APP.TOTAL		
07:00	2	1	20	0	23	2	63	2	0	67	10	0	0	0	10	7	38	16	2	63	163	2
07:15	0	1	24	0	25	5	75	4	0	84	10	2	5	0	17	24	38	27	9	98	224	9
07:30	1	4	26	0	31	6	112	2	0	120	21	3	3	0	27	30	88	17	5	140	318	5
07:45	1	3	40	1	45	11	126	3	0	140	13	0	4	0	17	30	110	36	7	183	385	8
Total	4	9	110	1	124	24	376	11	0	411	54	5	12	0	71	91	274	96	23	484	1090	24
08:00	3	7	28	0	38	11	106	6	0	123	16	1	9	0	26	40	104	52	4	200	387	4
08:15	4	6	21	0	31	18	101	5	0	124	13	3	14	0	30	36	117	34	2	189	374	2
08:30	4	5	24	0	33	12	173	4	0	189	15	1	4	0	20	37	101	34	7	179	421	7
08:45	9	5	15	0	29	5	119	5	0	129	18	2	3	0	23	23	94	32	7	156	337	7
Total	20	23	88	0	131	46	499	20	0	565	62	7	30	0	99	136	416	152	20	724	1519	20
16:00	3	5	26	0	34	5	135	3	0	143	39	5	16	0	60	28	117	18	9	172	409	9
16:15	10	4	28	0	42	4	144	8	0	156	21	9	7	0	37	32	163	11	13	219	454	13
16:30	18	0	26	0	44	6	148	10	0	164	40	3	12	0	55	30	158	12	7	207	470	7
16:45	9	1	21	0	31	12	127	12	0	151	28	3	10	0	41	26	164	11	11	212	435	11
Total	40	10	101	0	151	27	554	33	0	614	128	20	45	0	193	116	602	52	40	810	1768	40
17:00	11	4	37	0	52	9	189	10	0	208	50	10	13	0	73	29	132	12	9	182	515	9
17:15	6	2	20	0	28	7	125	6	0	138	33	3	8	0	44	32	150	11	7	200	410	7
17:30	8	3	39	0	50	5	144	11	0	160	32	2	7	0	41	37	142	16	10	205	456	10
17:45	9	2	27	0	38	5	129	9	0	143	14	1	6	0	21	26	137	15	10	188	390	10
Total	34	11	123	0	168	26	587	36	0	649	129	16	34	0	179	124	561	54	36	775	1771	36
Grand Total	98	53	422	1	574	123	2016	100	0	2239	373	48	121	0	542	467	1853	354	119	2793	6148	120
Apprch %	17.1%	9.2%	73.5%	0.2%		5.5%	90.0%	4.5%	0.0%		68.8%	8.9%	22.3%	0.0%		16.7%	66.3%	12.7%	4.3%			
Total %	1.6%	0.9%	6.9%	0.0%	9.3%	2.0%	32.8%	1.6%	0.0%	36.4%	6.1%	0.8%	2.0%	0.0%	8.8%	7.6%	30.1%	5.8%	1.9%	45.4%	100.0%	

ALL TRAFFIC DATA

City of Davis
 All Vehicles on Unshifted
 Peds & Bikes on Bank 1
 Nothing on Bank 2

(916) 771-8700
orders@atdtraffic.com

File Name : 14-7680-041 Danbury Street-Lillard Drive.ppd
 Date : 10/16/2014

Unshifted Count = All Vehicles

START TIME	Driveway Southbound					Lillard Drive Westbound					Danbury Street Northbound					Lillard Drive Eastbound					Total	Utum Total
	LEFT	THRU	RIGHT	UTURNS	APP.TOTAL	LEFT	THRU	RIGHT	UTURNS	APP.TOTAL	LEFT	THRU	RIGHT	UTURNS	APP.TOTAL	LEFT	THRU	RIGHT	UTURNS	APP.TOTAL		
07:00	0	0	0	0	0	1	14	0	0	15	6	0	3	0	9	0	9	9	0	18	42	0
07:15	0	0	0	0	0	4	32	0	0	36	31	0	8	0	39	0	6	5	0	11	86	0
07:30	0	0	0	0	0	3	31	0	0	34	30	0	9	0	39	0	16	19	0	35	108	0
07:45	0	0	0	0	0	2	39	0	0	41	30	0	9	0	39	0	13	18	0	31	111	0
Total	0	0	0	0	0	10	116	0	0	126	97	0	29	0	126	0	44	51	0	95	347	0
08:00	0	0	0	0	0	20	25	0	0	45	31	0	10	0	41	0	16	27	0	43	129	0
08:15	0	0	0	0	0	47	41	0	0	88	58	0	25	0	83	0	17	40	0	57	228	0
08:30	0	0	0	0	0	13	25	0	0	38	45	0	11	0	56	0	22	33	0	55	149	0
08:45	0	0	0	0	0	2	38	0	0	40	42	0	6	0	48	1	15	15	0	31	119	0
Total	0	0	0	0	0	82	129	0	0	211	176	0	52	0	228	1	70	115	0	186	625	0
16:00	0	0	0	0	0	2	24	0	0	26	29	0	8	0	37	0	36	24	0	60	123	0
16:15	0	0	0	0	0	3	31	0	0	34	24	0	4	0	28	0	29	32	0	61	123	0
16:30	0	0	0	0	0	12	41	0	0	53	32	0	3	0	35	0	34	45	0	79	167	0
16:45	0	0	0	0	0	11	37	0	0	48	54	0	10	0	64	0	48	41	0	89	201	0
Total	0	0	0	0	0	28	133	0	0	161	139	0	25	0	164	0	147	142	0	289	614	0
17:00	0	0	0	0	0	10	38	0	0	48	29	0	9	0	38	0	46	29	0	75	161	0
17:15	1	0	0	0	1	5	42	0	0	47	22	0	7	0	29	0	47	31	0	78	155	0
17:30	0	0	1	0	1	9	38	0	0	47	14	0	6	0	20	0	55	23	0	78	146	0
17:45	0	0	0	0	0	7	46	0	0	53	26	0	5	0	31	0	39	24	0	63	147	0
Total	1	0	1	0	2	31	164	0	0	195	91	0	27	0	118	0	187	107	0	294	609	0
Grand Total	1	0	1	0	2	151	542	0	0	693	503	0	133	0	636	1	448	415	0	864	2195	0
Apprch %	50.0%	0.0%	50.0%	0.0%		21.8%	78.2%	0.0%	0.0%		79.1%	0.0%	20.9%	0.0%		0.1%	51.9%	48.0%	0.0%			
Total %	0.0%	0.0%	0.0%	0.0%	0.1%	6.9%	24.7%	0.0%	0.0%	31.6%	22.9%	0.0%	6.1%	0.0%	29.0%	0.0%	20.4%	18.9%	0.0%	39.4%	100.0%	

ALL TRAFFIC DATA

City of Davis
 All Vehicles on Unshifted
 Peds & Bikes on Bank 1
 Nothing on Bank 2

(916) 771-8700
orders@atdtraffic.com

File Name : 14-7680-042 Drummond Avenue-Lillard Drive.ppd
 Date : 10/16/2014

Unshifted Count = All Vehicles

START TIME	Drummond Avenue Southbound					Lillard Drive Westbound					Drummond Avenue Northbound					Lillard Drive Eastbound					Total	Utum Total
	LEFT	THRU	RIGHT	UTURNS	APP.TOTAL	LEFT	THRU	RIGHT	UTURNS	APP.TOTAL	LEFT	THRU	RIGHT	UTURNS	APP.TOTAL	LEFT	THRU	RIGHT	UTURNS	APP.TOTAL		
07:00	0	1	5	0	6	0	2	4	0	6	1	2	0	0	3	13	4	0	0	17	32	0
07:15	1	0	10	0	11	0	10	5	0	15	1	2	0	0	3	11	2	0	0	13	42	0
07:30	1	2	15	0	18	0	14	1	0	15	3	0	0	0	3	22	4	0	0	26	62	0
07:45	2	1	10	0	13	0	11	3	0	14	2	1	0	0	3	20	6	0	0	26	56	0
Total	4	4	40	0	48	0	37	13	0	50	7	5	0	0	12	66	16	0	0	82	192	0
08:00	0	0	26	0	26	0	22	3	0	25	2	2	0	0	4	24	8	0	0	32	87	0
08:15	2	0	55	0	57	0	27	3	0	30	2	2	0	0	4	31	6	1	0	38	129	0
08:30	3	0	19	0	22	0	17	3	0	20	4	1	0	0	5	33	16	0	0	49	96	0
08:45	0	0	12	0	12	0	18	0	0	18	2	1	1	0	4	17	12	3	0	32	66	0
Total	5	0	112	0	117	0	84	9	0	93	10	6	1	0	17	105	42	4	0	151	378	0
16:00	1	0	11	1	13	0	6	2	0	8	1	1	0	0	2	16	12	3	0	31	54	1
16:15	1	2	16	0	19	0	4	3	0	7	3	2	1	0	6	15	16	3	0	34	66	0
16:30	2	3	13	0	18	0	9	1	0	10	1	1	0	0	2	11	9	2	1	23	53	1
16:45	2	1	19	1	23	1	8	2	0	11	1	0	1	0	2	17	17	5	0	39	75	1
Total	6	6	59	2	73	1	27	8	0	36	6	4	2	0	12	59	54	13	1	127	248	3
17:00	6	1	24	0	31	0	7	2	0	9	3	2	0	0	5	21	12	1	0	34	79	0
17:15	3	1	26	0	30	0	10	4	0	14	1	3	0	0	4	23	11	3	0	37	85	0
17:30	5	2	29	0	36	0	9	3	0	12	2	0	0	0	2	23	17	5	0	45	95	0
17:45	4	2	26	0	32	0	10	2	0	12	2	3	0	0	5	16	18	2	0	36	85	0
Total	18	6	105	0	129	0	36	11	0	47	8	8	0	0	16	83	58	11	0	152	344	0
Grand Total	33	16	316	2	367	1	184	41	0	226	31	23	3	0	57	313	170	28	1	512	1162	3
Apprch %	9.0%	4.4%	86.1%	0.5%		0.4%	81.4%	18.1%	0.0%		54.4%	40.4%	5.3%	0.0%		61.1%	33.2%	5.5%	0.2%			
Total %	2.8%	1.4%	27.2%	0.2%	31.6%	0.1%	15.8%	3.5%	0.0%	19.4%	2.7%	2.0%	0.3%	0.0%	4.9%	26.9%	14.6%	2.4%	0.1%	44.1%	100.0%	

ALL TRAFFIC DATA

(916) 771-8700

orders@atdtraffic.com

File Name : 14-7680-046 G Street-5th Street.ppd

Date : 10/16/2014

City of Davis
All Vehicles on Unshifted
Peds & Bikes on Bank 1
Nothing on Bank 2

Unshifted Count = All Vehicles

START TIME	G Street Southbound					5th Street Westbound					G Street Northbound					5th Street Eastbound					Total	Utum Total
	LEFT	THRU	RIGHT	UTURNS	APP.TOTAL	LEFT	THRU	RIGHT	UTURNS	APP.TOTAL	LEFT	THRU	RIGHT	UTURNS	APP.TOTAL	LEFT	THRU	RIGHT	UTURNS	APP.TOTAL		
07:00	1	4	0	0	5	1	33	1	0	35	4	3	1	0	8	2	12	5	0	19	67	0
07:15	0	6	0	0	6	2	65	8	0	75	5	4	1	0	10	0	20	1	0	21	112	0
07:30	3	7	1	0	11	9	77	4	0	90	0	3	7	0	10	1	32	5	0	38	149	0
07:45	4	12	2	0	18	11	87	6	0	104	1	10	5	0	16	2	50	4	0	56	194	0
Total	8	29	3	0	40	23	262	19	0	304	10	20	14	0	44	5	114	15	0	134	522	0
08:00	4	4	3	0	11	10	79	6	0	95	3	6	8	0	17	4	50	2	0	56	179	0
08:15	6	6	3	0	15	8	108	9	0	125	2	8	8	0	18	3	54	7	0	64	222	0
08:30	7	11	1	0	19	6	119	7	0	132	7	10	6	0	23	3	60	3	0	66	240	0
08:45	9	7	4	0	20	11	98	9	0	118	1	8	1	0	10	4	53	8	0	65	213	0
Total	26	28	11	0	65	35	404	31	0	470	13	32	23	0	68	14	217	20	0	251	854	0
16:00	6	16	4	0	26	19	83	10	0	112	11	20	9	0	40	5	97	13	0	115	293	0
16:15	10	14	6	0	30	10	80	12	0	102	11	19	17	0	47	4	96	6	0	106	285	0
16:30	10	14	6	0	30	13	97	9	0	119	7	27	11	0	45	5	117	13	0	135	329	0
16:45	12	13	5	0	30	15	96	12	0	123	9	16	11	0	36	8	131	13	0	152	341	0
Total	38	57	21	0	116	57	356	43	0	456	38	82	48	0	168	22	441	45	0	508	1248	0
17:00	7	14	10	0	31	12	93	16	0	121	21	36	5	0	62	8	117	15	0	140	354	0
17:15	11	7	6	0	24	15	101	8	0	124	12	12	14	0	38	13	102	15	0	130	316	0
17:30	8	11	5	0	24	13	88	15	0	116	13	21	12	0	46	7	88	15	0	110	296	0
17:45	4	12	7	0	23	12	65	11	0	88	5	24	3	0	32	14	61	1	0	76	219	0
Total	30	44	28	0	102	52	347	50	0	449	51	93	34	0	178	42	368	46	0	456	1185	0
Grand Total	102	158	63	0	323	167	1369	143	0	1679	112	227	119	0	458	83	1140	126	0	1349	3809	0
Apprch %	31.6%	48.9%	19.5%	0.0%		9.9%	81.5%	8.5%	0.0%		24.5%	49.6%	26.0%	0.0%		6.2%	84.5%	9.3%	0.0%			
Total %	2.7%	4.1%	1.7%	0.0%	8.5%	4.4%	35.9%	3.8%	0.0%	44.1%	2.9%	6.0%	3.1%	0.0%	12.0%	2.2%	29.9%	3.3%	0.0%	35.4%	100.0%	

ALL TRAFFIC DATA

City of Davis
 All Vehicles on Unshifted
 Peds & Bikes on Bank 1
 Nothing on Bank 2

(916) 771-8700
orders@atdtraffic.com

File Name : 14-7680-047 F Street-5th Street.ppd
 Date : 10/16/2014

Unshifted Count = All Vehicles

START TIME	F Street Southbound					5th Street Westbound					F Street Northbound					5th Street Eastbound					Total	Utum Total
	LEFT	THRU	RIGHT	UTURNS	APP.TOTAL	LEFT	THRU	RIGHT	UTURNS	APP.TOTAL	LEFT	THRU	RIGHT	UTURNS	APP.TOTAL	LEFT	THRU	RIGHT	UTURNS	APP.TOTAL		
07:00	2	10	4	0	16	0	26	6	0	32	2	9	2	0	13	5	13	4	0	22	83	0
07:15	3	21	7	0	31	3	63	7	0	73	1	10	1	0	12	2	21	5	0	28	144	0
07:30	6	28	15	0	49	5	65	4	0	74	2	10	2	0	14	4	27	3	0	34	171	0
07:45	12	41	13	0	66	2	94	0	0	96	2	15	2	0	19	4	44	7	0	55	236	0
Total	23	100	39	0	162	10	248	17	0	275	7	44	7	0	58	15	105	19	0	139	634	0
08:00	8	41	13	0	62	6	71	7	0	84	1	22	1	0	24	4	42	3	0	49	219	0
08:15	9	36	12	0	57	7	87	14	0	108	3	18	1	0	22	4	53	5	0	62	249	0
08:30	11	39	20	0	70	3	119	12	0	134	5	11	0	0	16	5	49	2	0	56	276	0
08:45	14	38	12	0	64	4	97	5	0	106	2	14	3	0	19	3	56	3	0	62	251	0
Total	42	154	57	0	253	20	374	38	0	432	11	65	5	0	81	16	200	13	0	229	995	0
16:00	20	52	9	0	81	8	86	12	0	106	13	38	7	0	58	15	87	10	0	112	357	0
16:15	15	42	10	0	67	10	85	10	0	105	11	40	9	0	60	18	95	11	0	124	356	0
16:30	10	49	13	0	72	6	86	10	0	102	11	38	5	0	54	21	114	19	0	154	382	0
16:45	12	51	14	0	77	12	85	16	0	113	13	46	10	0	69	10	124	15	0	149	408	0
Total	57	194	46	0	297	36	342	48	0	426	48	162	31	0	241	64	420	55	0	539	1503	0
17:00	11	49	20	0	80	13	97	25	0	135	20	46	15	0	81	16	108	6	0	130	426	0
17:15	16	48	16	0	80	7	85	16	0	108	16	50	12	0	78	16	112	19	0	147	413	0
17:30	17	49	13	0	79	5	91	11	0	107	12	45	2	0	59	18	97	17	0	132	377	0
17:45	11	51	8	0	70	7	68	13	0	88	14	31	10	0	55	21	71	16	0	108	321	0
Total	55	197	57	0	309	32	341	65	0	438	62	172	39	0	273	71	388	58	0	517	1537	0
Grand Total	177	645	199	0	1021	98	1305	168	0	1571	128	443	82	0	653	166	1113	145	0	1424	4669	0
Apprch %	17.3%	63.2%	19.5%	0.0%		6.2%	83.1%	10.7%	0.0%		19.6%	67.8%	12.6%	0.0%		11.7%	78.2%	10.2%	0.0%			
Total %	3.8%	13.8%	4.3%	0.0%	21.9%	2.1%	28.0%	3.6%	0.0%	33.6%	2.7%	9.5%	1.8%	0.0%	14.0%	3.6%	23.8%	3.1%	0.0%	30.5%	100.0%	

ALL TRAFFIC DATA

(916) 771-8700

orders@atdtraffic.com

File Name : 14-7680-048 B Street-5th Street-Russell Boulevard.ppd

Date : 10/16/2014

City of Davis
All Vehicles on Unshifted
Peds & Bikes on Bank 1
Nothing on Bank 2

Unshifted Count = All Vehicles

START TIME	B Street Southbound					5th Street Westbound					B Street Northbound					Russell Boulevard Eastbound					Total	Utum Total
	LEFT	THRU	RIGHT	UTURNS	APP.TOTAL	LEFT	THRU	RIGHT	UTURNS	APP.TOTAL	LEFT	THRU	RIGHT	UTURNS	APP.TOTAL	LEFT	THRU	RIGHT	UTURNS	APP.TOTAL		
07:00	1	15	2	0	18	5	22	5	0	32	13	10	3	0	26	0	25	20	0	45	121	0
07:15	1	20	1	0	22	7	45	12	0	64	26	35	1	0	62	1	26	26	0	53	201	0
07:30	5	40	3	0	48	5	59	24	0	88	37	52	2	0	91	1	25	42	0	68	295	0
07:45	5	35	4	0	44	11	78	11	0	100	41	29	3	0	73	1	56	39	0	96	313	0
Total	12	110	10	0	132	28	204	52	0	284	117	126	9	0	252	3	132	127	0	262	930	0
08:00	10	38	3	0	51	13	49	14	0	76	39	30	3	0	72	4	61	38	0	103	302	0
08:15	13	58	7	0	78	13	55	25	0	93	41	34	6	0	81	3	57	47	0	107	359	0
08:30	14	44	6	0	64	31	97	6	0	134	43	14	3	0	60	5	60	63	0	128	386	0
08:45	6	65	6	0	77	19	82	11	0	112	34	14	9	0	57	5	66	61	0	132	378	0
Total	43	205	22	0	270	76	283	56	0	415	157	92	21	0	270	17	244	209	0	470	1425	0
16:00	9	21	4	0	34	9	81	15	0	105	37	38	5	0	80	12	107	96	0	215	434	0
16:15	16	34	4	0	54	12	87	11	0	110	45	37	11	0	93	6	102	110	0	218	475	0
16:30	9	38	3	0	50	10	118	8	0	136	54	34	14	0	102	7	144	112	0	263	551	0
16:45	14	33	6	0	53	11	101	10	0	122	34	47	17	0	98	6	122	109	0	237	510	0
Total	48	126	17	0	191	42	387	44	0	473	170	156	47	0	373	31	475	427	0	933	1970	0
17:00	11	37	3	0	51	14	111	13	0	138	48	43	12	0	103	7	123	105	0	235	527	0
17:15	9	31	4	0	44	12	99	19	0	130	61	45	17	0	123	3	110	98	0	211	508	0
17:30	14	34	6	0	54	10	112	15	0	137	40	31	9	0	80	9	106	91	0	206	477	0
17:45	6	29	13	0	48	6	89	7	0	102	52	49	9	0	110	3	103	90	0	196	456	0
Total	40	131	26	0	197	42	411	54	0	507	201	168	47	0	416	22	442	384	0	848	1968	0
Grand Total	143	572	75	0	790	188	1285	206	0	1679	645	542	124	0	1311	73	1293	1147	0	2513	6293	0
Apprch %	18.1%	72.4%	9.5%	0.0%		11.2%	76.5%	12.3%	0.0%		49.2%	41.3%	9.5%	0.0%		2.9%	51.5%	45.6%	0.0%			
Total %	2.3%	9.1%	1.2%	0.0%	12.6%	3.0%	20.4%	3.3%	0.0%	26.7%	10.2%	8.6%	2.0%	0.0%	20.8%	1.2%	20.5%	18.2%	0.0%	39.9%	100.0%	

ALL TRAFFIC DATA

City of Davis
 All Vehicles on Unshifted
 Peds & Bikes on Bank 1
 Nothing on Bank 2

(916) 771-8700
orders@atdtraffic.com

File Name : 14-7680-049 A Street-Russell Boulevard.ppd
 Date : 10/16/2014

Unshifted Count = All Vehicles

START TIME	A Street Southbound					Russell Boulevard Westbound					A Street Northbound					Russell Boulevard Eastbound					Total	Utum Total
	LEFT	THRU	RIGHT	UTURNS	APP.TOTAL	LEFT	THRU	RIGHT	UTURNS	APP.TOTAL	LEFT	THRU	RIGHT	UTURNS	APP.TOTAL	LEFT	THRU	RIGHT	UTURNS	APP.TOTAL		
07:00	0	0	3	0	3	0	37	2	0	39	11	0	0	0	11	4	46	0	0	50	103	0
07:15	0	0	1	0	1	0	71	0	0	71	8	2	4	0	14	3	47	0	0	50	136	0
07:30	2	0	2	0	4	0	89	0	0	89	11	1	1	0	13	5	69	0	0	74	180	0
07:45	3	0	6	0	9	0	131	2	0	133	19	2	6	0	27	4	88	0	0	92	261	0
Total	5	0	12	0	17	0	328	4	0	332	49	5	11	0	65	16	250	0	0	266	680	0
08:00	3	0	4	0	7	0	90	6	0	96	18	8	1	0	27	7	118	0	0	125	255	0
08:15	1	0	4	0	5	0	98	5	0	103	14	3	4	0	21	4	101	0	0	105	234	0
08:30	2	0	8	0	10	0	144	2	0	146	14	1	2	0	17	7	135	0	0	142	315	0
08:45	4	0	5	0	9	0	121	6	0	127	23	5	3	0	31	4	120	0	0	124	291	0
Total	10	0	21	0	31	0	453	19	0	472	69	17	10	0	96	22	474	0	0	496	1095	0
16:00	4	0	8	0	12	0	119	5	0	124	21	2	5	0	28	4	201	0	0	205	369	0
16:15	4	0	2	0	6	0	133	4	0	137	20	5	8	0	33	8	222	0	0	230	406	0
16:30	3	0	5	0	8	0	163	7	0	170	31	2	16	0	49	4	250	0	0	254	481	0
16:45	8	0	3	0	11	0	143	0	0	143	22	6	5	0	33	1	226	0	0	227	414	0
Total	19	0	18	0	37	0	558	16	0	574	94	15	34	0	143	17	899	0	0	916	1670	0
17:00	0	0	4	0	4	0	174	3	0	177	25	9	9	0	43	5	245	0	1	251	475	1
17:15	1	0	6	0	7	0	177	2	0	179	21	12	12	0	45	10	211	0	0	221	452	0
17:30	2	0	16	0	18	0	157	1	0	158	21	3	5	0	29	8	199	0	1	208	413	1
17:45	3	0	6	0	9	0	163	3	0	166	25	4	12	0	41	6	185	0	0	191	407	0
Total	6	0	32	0	38	0	671	9	0	680	92	28	38	0	158	29	840	0	2	871	1747	2
Grand Total	40	0	83	0	123	0	2010	48	0	2058	304	65	93	0	462	84	2463	0	2	2549	5192	2
Apprch %	32.5%	0.0%	67.5%	0.0%		0.0%	97.7%	2.3%	0.0%		65.8%	14.1%	20.1%	0.0%		3.3%	96.6%	0.0%	0.1%			
Total %	0.8%	0.0%	1.6%	0.0%	2.4%	0.0%	38.7%	0.9%	0.0%	39.6%	5.9%	1.3%	1.8%	0.0%	8.9%	1.6%	47.4%	0.0%	0.0%	49.1%	100.0%	

ALL TRAFFIC DATA

City of Davis
 All Vehicles on Unshifted
 Peds & Bikes on Bank 1
 Nothing on Bank 2

(916) 771-8700
orders@atdtraffic.com

File Name : 14-7680-050 Howard Way-Russell Boulevard.ppd
 Date : 10/16/2014

Unshifted Count = All Vehicles

START TIME	College Park Southbound					Russell Boulevard Westbound					Howard Way Northbound					Russell Boulevard Eastbound					Total	Utum Total
	LEFT	THRU	RIGHT	UTURNS	APP.TOTAL	LEFT	THRU	RIGHT	UTURNS	APP.TOTAL	LEFT	THRU	RIGHT	UTURNS	APP.TOTAL	LEFT	THRU	RIGHT	UTURNS	APP.TOTAL		
07:00	2	0	1	0	3	12	29	14	0	55	5	0	6	0	11	6	36	13	1	56	125	1
07:15	2	0	0	0	2	22	60	0	0	82	5	0	8	0	13	0	49	26	0	75	172	0
07:30	1	0	2	0	3	27	70	4	0	101	6	0	8	0	14	3	66	26	0	95	213	0
07:45	1	0	5	0	6	36	113	7	0	156	13	0	5	0	18	5	79	41	1	126	306	1
Total	6	0	8	0	14	97	272	25	0	394	29	0	27	0	56	14	230	106	2	352	816	2
08:00	4	0	4	0	8	36	63	3	0	102	13	0	10	0	23	4	103	29	0	136	269	0
08:15	2	0	3	0	5	40	87	0	0	127	10	0	5	0	15	2	92	39	0	133	280	0
08:30	2	1	1	0	4	47	108	2	0	157	12	0	8	0	20	4	127	52	1	184	365	1
08:45	3	1	0	0	4	55	112	2	0	169	9	0	8	0	17	3	127	70	0	200	390	0
Total	11	2	8	0	21	178	370	7	0	555	44	0	31	0	75	13	449	190	1	653	1304	1
16:00	2	0	5	0	7	12	112	1	2	127	41	1	30	0	72	1	164	18	3	186	392	5
16:15	3	1	2	0	6	18	146	4	0	168	39	0	52	0	91	2	175	25	1	203	468	1
16:30	1	0	4	0	5	29	170	3	1	203	49	1	53	0	103	2	209	27	2	240	551	3
16:45	2	0	2	0	4	14	154	5	0	173	38	1	34	0	73	2	195	23	2	222	472	2
Total	8	1	13	0	22	73	582	13	3	671	167	3	169	0	339	7	743	93	8	851	1883	11
17:00	3	0	1	0	4	15	166	5	2	188	59	1	42	0	102	2	178	14	2	196	490	4
17:15	0	0	5	0	5	11	192	5	1	209	26	0	23	0	49	2	188	14	2	206	469	3
17:30	1	0	3	0	4	22	173	3	1	199	31	0	28	0	59	5	176	27	1	209	471	2
17:45	3	0	4	0	7	25	151	6	0	182	25	0	24	0	49	5	148	39	2	194	432	2
Total	7	0	13	0	20	73	682	19	4	778	141	1	117	0	259	14	690	94	7	805	1862	11
Grand Total	32	3	42	0	77	421	1906	64	7	2398	381	4	344	0	729	48	2112	483	18	2661	5865	25
Apprch %	41.6%	3.9%	54.5%	0.0%		17.6%	79.5%	2.7%	0.3%		52.3%	0.5%	47.2%	0.0%		1.8%	79.4%	18.2%	0.7%			
Total %	0.5%	0.1%	0.7%	0.0%	1.3%	7.2%	32.5%	1.1%	0.1%	40.9%	6.5%	0.1%	5.9%	0.0%	12.4%	0.8%	36.0%	8.2%	0.3%	45.4%	100.0%	

ALL TRAFFIC DATA

City of Davis
 All Vehicles on Unshifted
 Peds & Bikes on Bank 1
 Nothing on Bank 2

(916) 771-8700
orders@atdtraffic.com

File Name : 14-7680-051 California Avenue-Russell Boulevard.ppd
 Date : 10/16/2014

Unshifted Count = All Vehicles

START TIME	Driveway Southbound					Russell Boulevard Westbound					California Avenue Northbound					Russell Boulevard Eastbound					Total	Utum Total
	LEFT	THRU	RIGHT	UTURNS	APP.TOTAL	LEFT	THRU	RIGHT	UTURNS	APP.TOTAL	LEFT	THRU	RIGHT	UTURNS	APP.TOTAL	LEFT	THRU	RIGHT	UTURNS	APP.TOTAL		
07:00	0	0	0	0	0	3	46	0	0	49	0	0	4	0	4	0	57	11	0	68	121	0
07:15	0	0	1	0	1	3	61	0	1	65	0	0	2	0	2	0	74	18	0	92	160	1
07:30	0	0	0	0	0	8	77	0	0	85	0	0	3	0	3	0	96	23	0	119	207	0
07:45	0	0	0	0	0	20	123	0	0	143	0	0	4	0	4	0	127	39	0	166	313	0
Total	0	0	1	0	1	34	307	0	1	342	0	0	13	0	13	0	354	91	0	445	801	1
08:00	0	0	0	0	0	16	74	0	0	90	0	0	4	0	4	0	127	19	0	146	240	0
08:15	0	0	0	0	0	11	92	0	0	103	0	0	6	0	6	0	138	22	0	160	269	0
08:30	0	0	0	0	0	21	126	0	0	147	0	0	6	0	6	0	171	37	0	208	361	0
08:45	0	0	0	0	0	17	127	0	0	144	0	0	21	0	21	0	199	52	0	251	416	0
Total	0	0	0	0	0	65	419	0	0	484	0	0	37	0	37	0	635	130	0	765	1286	0
16:00	0	0	0	0	0	4	187	0	2	193	0	0	47	0	47	0	183	12	0	195	435	2
16:15	0	0	1	0	1	7	188	0	1	196	0	0	43	0	43	0	171	10	0	181	421	1
16:30	0	0	0	0	0	9	217	0	0	226	0	0	49	0	49	0	228	15	0	243	518	0
16:45	0	0	1	0	1	5	213	0	0	218	0	0	35	0	35	0	190	17	0	207	461	0
Total	0	0	2	0	2	25	805	0	3	833	0	0	174	0	174	0	772	54	0	826	1835	3
17:00	0	0	1	0	1	3	238	0	2	243	0	0	52	0	52	0	186	18	0	204	500	2
17:15	0	0	0	0	0	6	237	0	0	243	0	0	30	0	30	0	205	11	0	216	489	0
17:30	0	0	0	0	0	7	186	0	2	195	0	0	22	0	22	0	198	16	0	214	431	2
17:45	0	0	0	0	0	6	189	0	1	196	0	0	33	0	33	0	209	35	0	244	473	1
Total	0	0	1	0	1	22	850	0	5	877	0	0	137	0	137	0	798	80	0	878	1893	5
Grand Total	0	0	4	0	4	146	2381	0	9	2536	0	0	361	0	361	0	2559	355	0	2914	5815	9
Apprch %	0.0%	0.0%	100.0%	0.0%		5.8%	93.9%	0.0%	0.4%		0.0%	0.0%	100.0%	0.0%		0.0%	87.8%	12.2%	0.0%			
Total %	0.0%	0.0%	0.1%	0.0%	0.1%	2.5%	40.9%	0.0%	0.2%	43.6%	0.0%	0.0%	6.2%	0.0%	6.2%	0.0%	44.0%	6.1%	0.0%	50.1%	100.0%	

ALL TRAFFIC DATA

City of Davis
 All Vehicles on Unshifted
 Peds & Bikes on Bank 1
 Nothing on Bank 2

(916) 771-8700
orders@atdtraffic.com

File Name : 14-7680-052 Anderson Road-Russell Boulevard.ppd
 Date : 10/28/2014

Unshifted Count = All Vehicles

START TIME	Anderson Road Southbound					Russell Boulevard Westbound					La Rue Road Northbound					Russell Boulevard Eastbound					Total	Utum Total
	LEFT	THRU	RIGHT	UTURNS	APP.TOTAL	LEFT	THRU	RIGHT	UTURNS	APP.TOTAL	LEFT	THRU	RIGHT	UTURNS	APP.TOTAL	LEFT	THRU	RIGHT	UTURNS	APP.TOTAL		
07:00	11	32	6	0	49	11	22	10	0	43	8	9	13	1	31	6	34	10	0	50	173	1
07:15	9	27	10	0	46	13	25	8	0	46	9	8	16	0	33	9	59	10	2	80	205	2
07:30	22	58	12	0	92	38	30	11	0	79	8	9	10	0	27	20	86	25	2	133	331	2
07:45	21	74	14	1	110	56	57	10	0	123	11	14	25	0	50	20	107	23	1	151	434	2
Total	63	191	42	1	297	118	134	39	0	291	36	40	64	1	141	55	286	68	5	414	1143	7
08:00	19	46	14	0	79	47	61	16	0	124	10	15	24	0	49	18	124	18	4	164	416	4
08:15	25	64	25	0	114	35	43	11	0	89	14	12	20	0	46	17	107	29	3	156	405	3
08:30	38	78	18	1	135	66	48	17	0	131	9	15	28	0	52	18	127	42	0	187	505	1
08:45	35	87	13	0	135	76	55	12	0	143	15	18	41	0	74	12	148	35	0	195	547	0
Total	117	275	70	1	463	224	207	56	0	487	48	60	113	0	221	65	506	124	7	702	1873	8
16:00	41	26	19	0	86	41	141	31	0	213	35	35	72	0	142	13	97	14	2	126	567	2
16:15	35	37	12	0	84	54	127	29	0	210	33	40	59	1	133	14	94	12	3	123	550	4
16:30	48	26	9	2	85	45	146	29	0	220	51	55	88	0	194	20	87	10	4	121	620	6
16:45	38	26	11	1	76	39	130	28	0	197	43	57	70	0	170	23	97	11	3	134	577	4
Total	162	115	51	3	331	179	544	117	0	840	162	187	289	1	639	70	375	47	12	504	2314	16
17:00	28	26	15	0	69	46	166	37	0	249	43	73	87	0	203	17	95	15	2	129	650	2
17:15	25	35	16	1	77	47	130	21	0	198	38	70	85	0	193	13	91	12	0	116	584	1
17:30	43	36	10	0	89	53	133	21	0	207	25	63	81	0	169	21	98	15	1	135	600	1
17:45	41	47	9	1	98	59	106	28	0	193	30	50	80	0	160	11	81	29	3	124	575	4
Total	137	144	50	2	333	205	535	107	0	847	136	256	333	0	725	62	365	71	6	504	2409	8
Grand Total	479	725	213	7	1424	726	1420	319	0	2465	382	543	799	2	1726	252	1532	310	30	2124	7739	39
Apprch %	33.6%	50.9%	15.0%	0.5%		29.5%	57.6%	12.9%	0.0%		22.1%	31.5%	46.3%	0.1%		11.9%	72.1%	14.6%	1.4%			
Total %	6.2%	9.4%	2.8%	0.1%	18.4%	9.4%	18.3%	4.1%	0.0%	31.9%	4.9%	7.0%	10.3%	0.0%	22.3%	3.3%	19.8%	4.0%	0.4%	27.4%	100.0%	

ALL TRAFFIC DATA

(916) 771-8700

orders@atdtraffic.com

File Name : 14-7680-053 Sycamore Lane-Russell Boulevard.ppd

Date : 10/28/2014

City of Davis
 All Vehicles on Unshifted
 Peds & Bikes on Bank 1
 Nothing on Bank 2

Unshifted Count = All Vehicles

START TIME	Sycamore Lane Southbound					Russell Boulevard Westbound					Bike Path Northbound					Russell Boulevard Eastbound					Total	Utum Total
	LEFT	THRU	RIGHT	UTURNS	APP.TOTAL	LEFT	THRU	RIGHT	UTURNS	APP.TOTAL	LEFT	THRU	RIGHT	UTURNS	APP.TOTAL	LEFT	THRU	RIGHT	UTURNS	APP.TOTAL		
07:00	6	0	15	0	21	0	30	7	0	37	0	0	0	0	0	11	43	0	0	54	112	0
07:15	2	0	20	0	22	0	42	5	0	47	0	0	0	0	0	22	83	0	0	105	174	0
07:30	10	0	26	0	36	0	41	8	0	49	0	0	0	0	0	31	127	0	1	159	244	1
07:45	16	0	32	0	48	0	79	2	0	81	0	0	0	0	0	40	133	0	0	173	302	0
Total	34	0	93	0	127	0	192	22	0	214	0	0	0	0	0	104	386	0	1	491	832	1
08:00	16	0	34	0	50	0	70	15	0	85	0	0	0	0	0	64	145	0	0	209	344	0
08:15	19	0	67	0	86	0	63	11	0	74	0	0	0	0	0	64	140	0	0	204	364	0
08:30	39	0	48	0	87	0	70	11	0	81	0	0	0	0	0	37	146	0	0	183	351	0
08:45	28	0	26	0	54	0	67	8	0	75	0	0	0	0	0	35	170	0	1	206	335	1
Total	102	0	175	0	277	0	270	45	0	315	0	0	0	0	0	200	601	0	1	802	1394	1
16:00	20	0	26	0	46	0	155	18	0	173	0	0	0	0	0	42	109	0	1	152	371	1
16:15	16	0	42	0	58	0	149	15	0	164	0	0	0	0	0	58	115	0	0	173	395	0
16:30	17	0	32	0	49	0	166	17	0	183	0	0	0	0	0	45	103	0	0	148	380	0
16:45	27	0	28	0	55	0	128	18	0	146	0	0	0	0	0	56	110	0	0	166	367	0
Total	80	0	128	0	208	0	598	68	0	666	0	0	0	0	0	201	437	0	1	639	1513	1
17:00	14	0	44	0	58	0	174	15	0	189	0	0	0	0	0	48	109	0	0	157	404	0
17:15	22	0	53	0	75	0	149	16	0	165	0	0	0	0	0	53	99	0	0	152	392	0
17:30	23	0	45	0	68	0	146	12	0	158	0	0	0	0	0	50	115	0	1	166	392	1
17:45	33	0	38	0	71	0	112	8	0	120	0	0	0	0	0	49	87	0	0	136	327	0
Total	92	0	180	0	272	0	581	51	0	632	0	0	0	0	0	200	410	0	1	611	1515	1
Grand Total	308	0	576	0	884	0	1641	186	0	1827	0	0	0	0	0	705	1834	0	4	2543	5254	4
Apprch %	34.8%	0.0%	65.2%	0.0%		0.0%	89.8%	10.2%	0.0%		0.0%	0.0%	0.0%	0.0%		27.7%	72.1%	0.0%	0.2%			
Total %	5.9%	0.0%	11.0%	0.0%	16.8%	0.0%	31.2%	3.5%	0.0%	34.8%	0.0%	0.0%	0.0%	0.0%		13.4%	34.9%	0.0%	0.1%	48.4%	100.0%	

ALL TRAFFIC DATA

(916) 771-8700

orders@atdtraffic.com

File Name : 14-7680-061 F Street-8th Street.ppd

Date : 10/16/2014

City of Davis
All Vehicles on Unshifted
Peds & Bikes on Bank 1
Nothing on Bank 2

Unshifted Count = All Vehicles

START TIME	F Street Southbound					8th Street Westbound					F Street Northbound					8th Street Eastbound					Total	Utum Total
	LEFT	THRU	RIGHT	UTURNS	APP.TOTAL	LEFT	THRU	RIGHT	UTURNS	APP.TOTAL	LEFT	THRU	RIGHT	UTURNS	APP.TOTAL	LEFT	THRU	RIGHT	UTURNS	APP.TOTAL		
07:00	3	17	3	0	23	0	17	0	0	17	2	16	0	0	18	2	8	3	0	13	71	0
07:15	7	29	5	0	41	6	46	10	0	62	1	22	4	0	27	0	8	2	0	10	140	0
07:30	27	55	7	0	89	5	92	9	0	106	3	17	1	0	21	0	38	4	0	42	258	0
07:45	12	58	13	0	83	3	45	7	0	55	3	22	2	0	27	7	22	6	0	35	200	0
Total	49	159	28	0	236	14	200	26	0	240	9	77	7	0	93	9	76	15	0	100	669	0
08:00	12	51	5	0	68	1	74	17	0	92	2	25	4	0	31	2	33	6	0	41	232	0
08:15	19	68	8	0	95	2	63	17	0	82	7	34	3	0	44	6	52	8	0	66	287	0
08:30	25	70	10	0	105	7	77	6	0	90	1	22	1	0	24	3	52	10	0	65	284	0
08:45	16	61	12	0	89	3	72	11	0	86	2	18	5	0	25	3	26	9	0	38	238	0
Total	72	250	35	0	357	13	286	51	0	350	12	99	13	0	124	14	163	33	0	210	1041	0
16:00	18	64	2	0	84	4	36	9	0	49	8	58	5	0	71	6	37	3	0	46	250	0
16:15	13	66	5	0	84	11	39	17	0	67	2	65	8	0	75	4	30	8	0	42	268	0
16:30	21	68	8	0	97	7	35	19	0	61	9	70	7	0	86	7	55	8	0	70	314	0
16:45	13	65	3	0	81	7	41	18	0	66	6	75	6	0	87	6	44	6	0	56	290	0
Total	65	263	18	0	346	29	151	63	0	243	25	268	26	0	319	23	166	25	0	214	1122	0
17:00	18	55	7	0	80	5	34	18	0	57	13	96	5	0	114	7	66	7	0	80	331	0
17:15	16	77	10	0	103	8	39	12	0	59	11	80	9	0	100	4	70	4	0	78	340	0
17:30	16	65	8	0	89	11	42	13	0	66	15	74	3	0	92	4	60	10	0	74	321	0
17:45	13	56	6	0	75	11	54	17	0	82	10	73	9	0	92	7	44	10	0	61	310	0
Total	63	253	31	0	347	35	169	60	0	264	49	323	26	0	398	22	240	31	0	293	1302	0
Grand Total	249	925	112	0	1286	91	806	200	0	1097	95	767	72	0	934	68	645	104	0	817	4134	0
Apprch %	19.4%	71.9%	8.7%	0.0%		8.3%	73.5%	18.2%	0.0%		10.2%	82.1%	7.7%	0.0%		8.3%	78.9%	12.7%	0.0%			
Total %	6.0%	22.4%	2.7%	0.0%	31.1%	2.2%	19.5%	4.8%	0.0%	26.5%	2.3%	18.6%	1.7%	0.0%	22.6%	1.6%	15.6%	2.5%	0.0%	19.8%	100.0%	

ALL TRAFFIC DATA

City of Davis
 All Vehicles on Unshifted
 Peds & Bikes on Bank 1
 Nothing on Bank 2

(916) 771-8700
orders@atdtraffic.com

File Name : 14-7680-062 B Street-8th Street.ppd
 Date : 10/16/2014

Unshifted Count = All Vehicles

START TIME	B Street Southbound					8th Street Westbound					B Street Northbound					8th Street Eastbound					Total	Utum Total
	LEFT	THRU	RIGHT	UTURNS	APP.TOTAL	LEFT	THRU	RIGHT	UTURNS	APP.TOTAL	LEFT	THRU	RIGHT	UTURNS	APP.TOTAL	LEFT	THRU	RIGHT	UTURNS	APP.TOTAL		
07:00	0	12	2	0	14	4	18	1	0	23	2	9	5	0	16	1	5	4	0	10	63	0
07:15	0	15	1	0	16	4	32	9	0	45	13	25	0	0	38	0	9	8	0	17	116	0
07:30	6	24	6	0	36	9	61	27	0	97	30	41	3	0	74	1	33	18	0	52	259	0
07:45	2	25	3	0	30	15	46	6	0	67	12	17	4	0	33	1	30	11	0	42	172	0
Total	8	76	12	0	96	32	157	43	0	232	57	92	12	0	161	3	77	41	0	121	610	0
08:00	4	23	5	0	32	12	55	4	0	71	9	26	3	0	38	2	36	18	0	56	197	0
08:15	10	58	8	0	76	9	64	13	0	86	16	38	5	0	59	1	53	13	0	67	288	0
08:30	8	54	6	0	68	18	63	5	0	86	6	11	6	0	23	2	51	29	0	82	259	0
08:45	0	27	1	0	28	32	65	1	0	98	5	12	3	0	20	3	35	16	0	54	200	0
Total	22	162	20	0	204	71	247	23	0	341	36	87	17	0	140	8	175	76	0	259	944	0
16:00	2	16	1	0	19	9	45	0	0	54	14	32	9	0	55	1	31	14	0	46	174	0
16:15	1	25	0	0	26	11	23	4	0	38	12	30	6	0	48	4	42	19	0	65	177	0
16:30	6	22	0	0	28	8	35	1	0	44	12	29	13	0	54	4	45	11	0	60	186	0
16:45	1	22	2	0	25	11	48	2	0	61	13	33	10	0	56	0	43	11	0	54	196	0
Total	10	85	3	0	98	39	151	7	0	197	51	124	38	0	213	9	161	55	0	225	733	0
17:00	3	17	0	0	20	10	37	4	0	51	14	29	10	0	53	2	69	14	0	85	209	0
17:15	7	27	1	0	35	14	39	3	0	56	20	45	9	0	74	4	68	11	0	83	248	0
17:30	3	28	2	0	33	8	49	3	0	60	10	30	20	0	60	0	56	15	0	71	224	0
17:45	1	20	4	0	25	14	45	1	0	60	11	39	8	0	58	3	52	15	0	70	213	0
Total	14	92	7	0	113	46	170	11	0	227	55	143	47	0	245	9	245	55	0	309	894	0
Grand Total	54	415	42	0	511	188	725	84	0	997	199	446	114	0	759	29	658	227	0	914	3181	0
Apprch %	10.6%	81.2%	8.2%	0.0%		18.9%	72.7%	8.4%	0.0%		26.2%	58.8%	15.0%	0.0%		3.2%	72.0%	24.8%	0.0%			
Total %	1.7%	13.0%	1.3%	0.0%	16.1%	5.9%	22.8%	2.6%	0.0%	31.3%	6.3%	14.0%	3.6%	0.0%	23.9%	0.9%	20.7%	7.1%	0.0%	28.7%	100.0%	

ALL TRAFFIC DATA

(916) 771-8700

orders@atdtraffic.com

File Name : 14-7680-068 F Street-E. 14th Street.ppd

Date : 10/16/2014

City of Davis
All Vehicles on Unshifted
Peds & Bikes on Bank 1
Nothing on Bank 2

Unshifted Count = All Vehicles

START TIME	F Street Southbound					Westbound					F Street Northbound					E. 14th Street Eastbound					Total	Utum Total
	LEFT	THRU	RIGHT	UTURNS	APP.TOTAL	LEFT	THRU	RIGHT	UTURNS	APP.TOTAL	LEFT	THRU	RIGHT	UTURNS	APP.TOTAL	LEFT	THRU	RIGHT	UTURNS	APP.TOTAL		
07:00	0	21	15	0	36	0	0	0	0	0	0	21	0	0	21	4	0	0	0	4	61	0
07:15	0	17	73	0	90	0	0	0	0	0	15	12	0	0	27	16	0	11	0	27	144	0
07:30	0	53	106	0	159	0	0	0	0	0	13	18	0	0	31	27	0	28	0	55	245	0
07:45	0	57	28	0	85	0	0	0	0	0	6	24	0	0	30	31	0	14	0	45	160	0
Total	0	148	222	0	370	0	0	0	0	0	34	75	0	0	109	78	0	53	0	131	610	0
08:00	0	56	73	0	129	0	0	0	0	0	21	22	0	0	43	30	0	8	0	38	210	0
08:15	0	70	125	0	195	0	0	0	0	0	36	20	0	0	56	30	0	31	0	61	312	0
08:30	0	67	42	0	109	0	0	0	0	0	13	31	0	0	44	48	0	32	0	80	233	0
08:45	0	63	28	0	91	0	0	0	0	0	7	33	0	0	40	24	0	20	0	44	175	0
Total	0	256	268	0	524	0	0	0	0	0	77	106	0	0	183	132	0	91	0	223	930	0
16:00	0	54	21	0	75	0	0	0	0	0	17	63	0	0	80	37	0	22	0	59	214	0
16:15	0	57	32	0	89	0	0	0	0	0	23	71	0	0	94	38	0	21	0	59	242	0
16:30	0	67	36	0	103	0	0	0	0	0	20	83	0	0	103	31	0	19	0	50	256	0
16:45	0	76	42	0	118	0	0	0	0	0	14	76	0	0	90	29	0	9	0	38	246	0
Total	0	254	131	0	385	0	0	0	0	0	74	293	0	0	367	135	0	71	0	206	958	0
17:00	0	59	24	0	83	0	0	0	0	0	17	92	0	0	109	39	0	27	0	66	258	0
17:15	0	84	31	0	115	0	0	0	0	0	18	88	0	0	106	42	0	25	0	67	288	0
17:30	0	73	25	0	98	0	0	0	0	0	25	63	0	0	88	32	0	19	0	51	237	0
17:45	0	49	26	0	75	0	0	0	0	0	18	81	0	0	99	41	0	22	0	63	237	0
Total	0	265	106	0	371	0	0	0	0	0	78	324	0	0	402	154	0	93	0	247	1020	0
Grand Total	0	923	727	0	1650	0	0	0	0	0	263	798	0	0	1061	499	0	308	0	807	3518	0
Apprch %	0.0%	55.9%	44.1%	0.0%		0.0%	0.0%	0.0%	0.0%		24.8%	75.2%	0.0%	0.0%		61.8%	0.0%	38.2%	0.0%			
Total %	0.0%	26.2%	20.7%	0.0%	46.9%	0.0%	0.0%	0.0%	0.0%	0.0%	7.5%	22.7%	0.0%	0.0%	30.2%	14.2%	0.0%	8.8%	0.0%	22.9%	100.0%	

ALL TRAFFIC DATA

City of Davis
 All Vehicles on Unshifted
 Peds & Bikes on Bank 1
 Nothing on Bank 2

(916) 771-8700
orders@atdtraffic.com

File Name : 14-7680-076 F Street-1st Street.ppd
 Date : 10/16/2014

Unshifted Count = All Vehicles

START TIME	F Street Southbound					1st Street Westbound					F Street Northbound					1st Street Eastbound					Total	Utum Total
	LEFT	THRU	RIGHT	UTURNS	APP.TOTAL	LEFT	THRU	RIGHT	UTURNS	APP.TOTAL	LEFT	THRU	RIGHT	UTURNS	APP.TOTAL	LEFT	THRU	RIGHT	UTURNS	APP.TOTAL		
07:00	0	1	6	0	7	0	11	0	0	11	0	0	0	0	0	22	20	0	0	42	60	0
07:15	0	0	24	0	24	1	17	0	0	18	0	0	0	0	0	22	16	0	0	38	80	0
07:30	1	0	18	0	19	0	12	0	0	12	0	0	0	0	0	20	18	1	0	39	70	0
07:45	0	0	18	0	18	2	17	1	0	20	1	1	0	0	2	35	30	1	0	66	106	0
Total	1	1	66	0	68	3	57	1	0	61	1	1	0	0	2	99	84	2	0	185	316	0
08:00	0	0	18	0	18	0	12	1	0	13	0	0	0	0	0	29	36	1	0	66	97	0
08:15	0	3	18	0	21	0	14	2	0	16	1	0	0	0	1	26	35	3	0	64	102	0
08:30	3	1	18	0	22	1	14	0	0	15	0	1	1	0	2	32	37	2	0	71	110	0
08:45	0	2	17	0	19	0	11	2	0	13	0	1	0	0	1	35	29	8	0	72	105	0
Total	3	6	71	0	80	1	51	5	0	57	1	2	1	0	4	122	137	14	0	273	414	0
16:00	1	0	37	0	38	0	33	2	0	35	3	1	0	0	4	26	39	2	0	67	144	0
16:15	1	0	37	0	38	1	25	1	0	27	1	5	0	0	6	36	49	1	0	86	157	0
16:30	3	0	24	0	27	1	27	2	0	30	0	3	1	0	4	38	36	4	0	78	139	0
16:45	4	1	38	0	43	4	27	4	0	35	1	1	0	0	2	37	63	3	0	103	183	0
Total	9	1	136	0	146	6	112	9	0	127	5	10	1	0	16	137	187	10	0	334	623	0
17:00	2	2	34	0	38	0	36	4	0	40	2	1	2	0	5	44	51	3	0	98	181	0
17:15	4	2	24	0	30	1	15	1	0	17	3	1	0	0	4	48	51	2	0	101	152	0
17:30	4	4	52	0	60	4	13	8	0	25	2	6	4	0	12	40	45	7	0	92	189	0
17:45	8	3	45	0	56	1	29	6	0	36	3	4	4	0	11	24	58	5	0	87	190	0
Total	18	11	155	0	184	6	93	19	0	118	10	12	10	0	32	156	205	17	0	378	712	0
Grand Total	31	19	428	0	478	16	313	34	0	363	17	25	12	0	54	514	613	43	0	1170	2065	0
Apprch %	6.5%	4.0%	89.5%	0.0%		4.4%	86.2%	9.4%	0.0%		31.5%	46.3%	22.2%	0.0%		43.9%	52.4%	3.7%	0.0%			
Total %	1.5%	0.9%	20.7%	0.0%	23.1%	0.8%	15.2%	1.6%	0.0%	17.6%	0.8%	1.2%	0.6%	0.0%	2.6%	24.9%	29.7%	2.1%	0.0%	56.7%	100.0%	

ALL TRAFFIC DATA

(916) 771-8700

orders@atdtraffic.com

File Name : 14-7680-077 E Street-1st Street.ppd

Date : 10/16/2014

City of Davis
All Vehicles on Unshifted
Peds & Bikes on Bank 1
Nothing on Bank 2

Unshifted Count = All Vehicles

START TIME	E Street Southbound					1st Street Westbound					Richards Boulevard Northbound					1st Street Eastbound					Total	Utum Total
	LEFT	THRU	RIGHT	UTURNS	APP.TOTAL	LEFT	THRU	RIGHT	UTURNS	APP.TOTAL	LEFT	THRU	RIGHT	UTURNS	APP.TOTAL	LEFT	THRU	RIGHT	UTURNS	APP.TOTAL		
07:00	1	18	0	0	19	17	1	0	0	18	54	11	43	0	108	0	0	37	0	37	182	0
07:15	0	19	0	0	19	38	1	0	0	39	100	15	36	0	151	2	1	31	0	34	243	0
07:30	1	13	0	0	14	25	3	0	0	28	125	21	36	0	182	1	3	52	0	56	280	0
07:45	0	23	3	0	26	33	3	0	0	36	127	17	65	0	209	0	1	53	0	54	325	0
Total	2	73	3	0	78	113	8	0	0	121	406	64	180	0	650	3	5	173	0	181	1030	0
08:00	0	23	2	0	25	28	2	0	0	30	121	18	64	0	203	0	2	55	0	57	315	0
08:15	0	24	3	0	27	27	3	1	0	31	119	27	66	0	212	1	4	81	0	86	356	0
08:30	0	21	4	0	25	24	7	2	0	33	110	26	65	0	201	1	3	68	0	72	331	0
08:45	0	20	2	0	22	27	4	0	0	31	114	20	67	0	201	1	4	46	0	51	305	0
Total	0	88	11	0	99	106	16	3	0	125	464	91	262	0	817	3	13	250	0	266	1307	0
16:00	3	39	10	0	52	54	10	4	0	68	82	35	51	0	168	4	10	106	0	120	408	0
16:15	2	32	5	0	39	53	11	5	0	69	91	31	77	0	199	2	10	119	0	131	438	0
16:30	2	33	7	0	42	42	8	0	0	50	106	30	74	0	210	4	6	136	0	146	448	0
16:45	1	43	7	0	51	54	13	0	0	67	92	27	94	0	213	6	7	106	0	119	450	0
Total	8	147	29	0	184	203	42	9	0	254	371	123	296	0	790	16	33	467	0	516	1744	0
17:00	1	41	12	0	54	54	8	4	0	66	103	37	90	0	230	0	8	139	0	147	497	0
17:15	2	45	5	0	52	41	9	1	0	51	88	27	89	0	204	5	10	114	0	129	436	0
17:30	4	41	6	0	51	50	10	3	0	63	99	37	67	0	203	1	19	109	0	129	446	0
17:45	2	36	10	0	48	57	12	8	0	77	99	29	70	0	198	2	13	83	0	98	421	0
Total	9	163	33	0	205	202	39	16	0	257	389	130	316	0	835	8	50	445	0	503	1800	0
Grand Total	19	471	76	0	566	624	105	28	0	757	1630	408	1054	0	3092	30	101	1335	0	1466	5881	0
Apprch %	3.4%	83.2%	13.4%	0.0%		82.4%	13.9%	3.7%	0.0%		52.7%	13.2%	34.1%	0.0%		2.0%	6.9%	91.1%	0.0%			
Total %	0.3%	8.0%	1.3%	0.0%	9.6%	10.6%	1.8%	0.5%	0.0%	12.9%	27.7%	6.9%	17.9%	0.0%	52.6%	0.5%	1.7%	22.7%	0.0%	24.9%	100.0%	

ALL TRAFFIC DATA

City of Davis
 All Vehicles on Unshifted
 Peds & Bikes on Bank 1
 Nothing on Bank 2

(916) 771-8700
orders@atdtraffic.com

File Name : 14-7680-078 D Street-1st Street.ppd
 Date : 10/16/2014

Unshifted Count = All Vehicles

START TIME	D Street Southbound					1st Street Westbound					D Street Northbound					1st Street Eastbound					Total	Utum Total
	LEFT	THRU	RIGHT	UTURNS	APP.TOTAL	LEFT	THRU	RIGHT	UTURNS	APP.TOTAL	LEFT	THRU	RIGHT	UTURNS	APP.TOTAL	LEFT	THRU	RIGHT	UTURNS	APP.TOTAL		
07:00	5	0	1	0	6	3	43	5	0	51	0	0	1	0	1	0	31	0	0	31	89	0
07:15	2	2	2	0	6	5	91	4	0	100	1	2	2	0	5	0	30	0	0	30	141	0
07:30	4	0	1	0	5	3	118	3	0	124	2	0	2	0	4	0	51	0	0	51	184	0
07:45	3	2	3	0	8	6	115	10	0	131	1	0	4	0	5	0	44	3	0	47	191	0
Total	14	4	7	0	25	17	367	22	0	406	4	2	9	0	15	0	156	3	0	159	605	0
08:00	6	3	3	0	12	6	98	15	0	119	1	1	4	0	6	1	48	0	0	49	186	0
08:15	10	1	3	0	14	6	105	16	0	127	2	1	2	0	5	0	80	6	0	86	232	0
08:30	9	8	3	0	20	4	107	12	0	123	1	0	6	0	7	1	54	8	0	63	213	0
08:45	3	3	6	0	12	8	98	16	0	122	3	5	5	0	13	2	45	7	0	54	201	0
Total	28	15	15	0	58	24	408	59	0	491	7	7	17	0	31	4	227	21	0	252	832	0
16:00	19	13	4	0	36	17	71	18	0	106	10	8	12	0	30	4	84	6	0	94	266	0
16:15	14	7	1	0	22	19	78	10	0	107	11	7	22	0	40	3	98	16	0	117	286	0
16:30	26	8	4	0	38	10	94	15	0	119	7	8	16	0	31	3	105	14	0	122	310	0
16:45	19	9	6	0	34	17	69	19	0	105	5	11	18	0	34	0	90	15	0	105	278	0
Total	78	37	15	0	130	63	312	62	0	437	33	34	68	0	135	10	377	51	0	438	1140	0
17:00	20	11	5	0	36	29	77	16	0	122	14	10	21	0	45	1	92	18	0	111	314	0
17:15	27	8	4	0	39	18	61	20	0	99	7	12	14	0	33	4	91	14	0	109	280	0
17:30	13	6	1	0	20	20	76	10	0	106	11	15	23	0	49	5	85	21	0	111	286	0
17:45	18	6	3	0	27	18	90	15	0	123	10	6	11	0	27	9	76	11	0	96	273	0
Total	78	31	13	0	122	85	304	61	0	450	42	43	69	0	154	19	344	64	0	427	1153	0
Grand Total	198	87	50	0	335	189	1391	204	0	1784	86	86	163	0	335	33	1104	139	0	1276	3730	0
Apprch %	59.1%	26.0%	14.9%	0.0%		10.6%	78.0%	11.4%	0.0%		25.7%	25.7%	48.7%	0.0%		2.6%	86.5%	10.9%	0.0%			
Total %	5.3%	2.3%	1.3%	0.0%	9.0%	5.1%	37.3%	5.5%	0.0%	47.8%	2.3%	2.3%	4.4%	0.0%	9.0%	0.9%	29.6%	3.7%	0.0%	34.2%	100.0%	

ALL TRAFFIC DATA

(916) 771-8700

orders@atdtraffic.com

File Name : 14-7680-079 B Street-1st Street.ppd

Date : 10/16/2014

City of Davis
 All Vehicles on Unshifted
 Peds & Bikes on Bank 1
 Nothing on Bank 2

Unshifted Count = All Vehicles

START TIME	B Street Southbound					1st Street Westbound					Bike Path Northbound					1st Street Eastbound					Total	Utum Total
	LEFT	THRU	RIGHT	UTURNS	APP.TOTAL	LEFT	THRU	RIGHT	UTURNS	APP.TOTAL	LEFT	THRU	RIGHT	UTURNS	APP.TOTAL	LEFT	THRU	RIGHT	UTURNS	APP.TOTAL		
07:00	25	0	11	0	36	0	23	20	0	43	0	0	0	0	0	5	4	0	0	9	88	0
07:15	22	0	15	0	37	0	27	55	0	82	0	0	0	0	0	2	8	0	0	10	129	0
07:30	40	0	22	0	62	0	38	79	0	117	0	0	0	0	0	7	14	0	0	21	200	0
07:45	31	0	36	0	67	0	67	55	0	122	0	0	0	0	0	9	10	0	0	19	208	0
Total	118	0	84	0	202	0	155	209	0	364	0	0	0	0	0	23	36	0	0	59	625	0
08:00	36	0	38	0	74	0	41	56	0	97	0	0	0	0	0	12	16	0	0	28	199	0
08:15	66	0	30	0	96	0	51	60	0	111	0	0	0	0	0	7	18	0	0	25	232	0
08:30	44	0	54	0	98	0	70	40	0	110	0	0	0	0	0	13	13	0	0	26	234	0
08:45	27	0	75	0	102	0	58	45	0	103	0	0	0	0	0	17	28	0	0	45	250	0
Total	173	0	197	0	370	0	220	201	0	421	0	0	0	0	0	49	75	0	0	124	915	0
16:00	61	0	23	0	84	0	28	53	0	81	0	0	0	0	0	20	43	0	0	63	228	0
16:15	81	0	27	0	108	0	25	58	0	83	0	0	0	0	0	38	45	0	0	83	274	0
16:30	59	0	34	0	93	0	45	57	0	102	0	0	0	0	0	38	52	0	0	90	285	0
16:45	76	0	31	0	107	0	32	49	0	81	0	0	0	0	0	37	39	0	0	76	264	0
Total	277	0	115	0	392	0	130	217	0	347	0	0	0	0	0	133	179	0	0	312	1051	0
17:00	65	0	32	0	97	0	37	56	0	93	0	0	0	0	0	38	59	0	0	97	287	0
17:15	56	0	36	0	92	0	22	53	0	75	0	0	0	0	0	50	61	0	0	111	278	0
17:30	48	0	29	0	77	0	35	44	0	79	0	0	0	0	0	27	58	0	0	85	241	0
17:45	45	0	35	0	80	0	42	65	0	107	0	0	0	0	0	28	57	0	0	85	272	0
Total	214	0	132	0	346	0	136	218	0	354	0	0	0	0	0	143	235	0	0	378	1078	0
Grand Total	782	0	528	0	1310	0	641	845	0	1486	0	0	0	0	0	348	525	0	0	873	3669	0
Apprch %	59.7%	0.0%	40.3%	0.0%		0.0%	43.1%	56.9%	0.0%		0.0%	0.0%	0.0%	0.0%	0.0%	39.9%	60.1%	0.0%	0.0%			
Total %	21.3%	0.0%	14.4%	0.0%	35.7%	0.0%	17.5%	23.0%	0.0%	40.5%	0.0%	0.0%	0.0%	0.0%	0.0%	9.5%	14.3%	0.0%	0.0%	23.8%	100.0%	

ALL TRAFFIC DATA

City of Davis
 All Vehicles on Unshifted
 Peds & Bikes on Bank 1
 Nothing on Bank 2

(916) 771-8700
orders@atdtraffic.com

File Name : 14-7680-080 A Street-1st Street.ppd
 Date : 10/16/2014

Unshifted Count = All Vehicles

START TIME	A Street Southbound					1st Street Westbound					Old Davis Road Northbound					1st Street Eastbound					Total	Utum Total
	LEFT	THRU	RIGHT	UTURNS	APP.TOTAL	LEFT	THRU	RIGHT	UTURNS	APP.TOTAL	LEFT	THRU	RIGHT	UTURNS	APP.TOTAL	LEFT	THRU	RIGHT	UTURNS	APP.TOTAL		
07:00	0	0	0	0	0	19	3	7	0	29	4	2	10	0	16	0	0	1	0	1	46	0
07:15	0	0	0	0	0	27	0	7	0	34	1	7	8	0	16	0	1	0	0	1	51	0
07:30	0	0	0	0	0	40	0	8	0	48	2	10	19	0	31	1	0	0	0	1	80	0
07:45	0	0	0	0	0	62	2	11	1	76	1	0	18	0	19	1	0	1	0	2	97	1
Total	0	0	0	0	0	148	5	33	1	187	8	19	55	0	82	2	1	2	0	5	274	1
08:00	0	0	0	0	0	47	2	13	0	62	0	4	23	0	27	2	2	1	0	5	94	0
08:15	0	0	0	0	0	42	3	9	0	54	0	12	23	0	35	1	0	1	0	2	91	0
08:30	0	0	0	0	0	89	2	9	0	100	1	9	22	0	32	0	0	2	0	2	134	0
08:45	0	0	0	0	0	90	1	10	0	101	0	9	30	0	39	0	2	1	0	3	143	0
Total	0	0	0	0	0	268	8	41	0	317	1	34	98	0	133	3	4	5	0	12	462	0
16:00	0	0	0	0	0	37	0	10	0	47	0	13	50	0	63	1	1	1	0	3	113	0
16:15	0	0	0	0	0	37	0	14	0	51	0	13	72	0	85	0	0	1	0	1	137	0
16:30	0	0	0	0	0	44	1	27	0	72	0	17	70	0	87	0	1	0	0	1	160	0
16:45	0	0	0	0	0	46	0	10	0	56	0	13	65	0	78	0	0	0	0	0	134	0
Total	0	0	0	0	0	164	1	61	0	226	0	56	257	0	313	1	2	2	0	5	544	0
17:00	0	0	0	0	0	45	0	21	0	66	0	10	88	0	98	0	0	1	0	1	165	0
17:15	0	0	0	0	0	45	0	16	0	61	2	15	86	0	103	0	1	0	0	1	165	0
17:30	0	0	0	0	0	44	0	15	0	59	0	8	78	0	86	0	0	0	0	0	145	0
17:45	0	0	0	0	0	51	0	17	0	68	0	15	72	0	87	0	0	0	0	0	155	0
Total	0	0	0	0	0	185	0	69	0	254	2	48	324	0	374	0	1	1	0	2	630	0
Grand Total	0	0	0	0	0	765	14	204	1	984	11	157	734	0	902	6	8	10	0	24	1910	1
Apprch %	0.0%	0.0%	0.0%	0.0%	0.0%	77.7%	1.4%	20.7%	0.1%	51.5%	1.2%	17.4%	81.4%	0.0%	47.2%	25.0%	33.3%	41.7%	0.0%	1.3%	100.0%	
Total %	0.0%	0.0%	0.0%	0.0%	0.0%	40.1%	0.7%	10.7%	0.1%	51.5%	0.6%	8.2%	38.4%	0.0%	47.2%	0.3%	0.4%	0.5%	0.0%	1.3%	100.0%	

ALL TRAFFIC DATA

City of Davis
 All Vehicles on Unshifted
 Peds & Bikes on Bank 1
 Nothing on Bank 2

(916) 771-8700
orders@atdtraffic.com

File Name : 14-7680-081 F Street-2nd Street.ppd
 Date : 10/16/2014

Unshifted Count = All Vehicles

START TIME	F Street Southbound					2nd Street Westbound					F Street Northbound					2nd Street Eastbound					Total	Utum Total
	LEFT	THRU	RIGHT	UTURNS	APP.TOTAL	LEFT	THRU	RIGHT	UTURNS	APP.TOTAL	LEFT	THRU	RIGHT	UTURNS	APP.TOTAL	LEFT	THRU	RIGHT	UTURNS	APP.TOTAL		
07:00	3	9	4	0	16	0	8	2	0	10	1	20	2	0	23	2	6	0	0	8	57	0
07:15	2	25	5	0	32	1	8	2	0	11	0	12	5	0	17	5	1	0	0	6	66	0
07:30	8	19	6	0	33	1	3	3	0	7	2	17	3	0	22	3	6	1	0	10	72	0
07:45	8	15	4	0	27	2	10	2	0	14	1	24	0	0	25	2	1	4	1	8	74	1
Total	21	68	19	0	108	4	29	9	0	42	4	73	10	0	87	12	14	5	1	32	269	1
08:00	3	18	8	0	29	0	4	3	0	7	7	15	3	0	25	3	6	2	0	11	72	0
08:15	5	24	10	0	39	0	5	3	0	8	2	22	1	0	25	3	4	4	0	11	83	0
08:30	7	22	3	0	32	4	13	8	0	25	1	23	2	0	26	5	5	1	0	11	94	0
08:45	4	22	7	0	33	2	5	6	0	13	3	20	4	0	27	9	7	2	0	18	91	0
Total	19	86	28	0	133	6	27	20	0	53	13	80	10	0	103	20	22	9	0	51	340	0
16:00	6	31	16	0	53	4	8	8	0	20	3	28	4	0	35	6	25	7	0	38	146	0
16:15	8	26	14	1	49	6	19	6	0	31	3	34	4	0	41	11	18	6	0	35	156	1
16:30	4	25	8	0	37	3	9	7	0	19	3	28	5	0	36	9	21	6	0	36	128	0
16:45	11	28	14	0	53	4	8	5	0	17	4	32	9	0	45	14	18	7	0	39	154	0
Total	29	110	52	1	192	17	44	26	0	87	13	122	22	0	157	40	82	26	0	148	584	1
17:00	7	28	14	0	49	2	19	11	0	32	3	40	13	0	56	9	23	3	0	35	172	0
17:15	7	25	17	0	49	6	9	8	0	23	6	39	5	0	50	8	22	6	0	36	158	0
17:30	8	40	10	0	58	6	14	11	0	31	6	31	15	0	52	9	18	10	0	37	178	0
17:45	8	39	11	0	58	7	15	12	0	34	5	28	8	0	41	9	20	12	0	41	174	0
Total	30	132	52	0	214	21	57	42	0	120	20	138	41	0	199	35	83	31	0	149	682	0
Grand Total	99	396	151	1	647	48	157	97	0	302	50	413	83	0	546	107	201	71	1	380	1875	2
Apprch %	15.3%	61.2%	23.3%	0.2%		15.9%	52.0%	32.1%	0.0%		9.2%	75.6%	15.2%	0.0%		28.2%	52.9%	18.7%	0.3%			
Total %	5.3%	21.1%	8.1%	0.1%	34.5%	2.6%	8.4%	5.2%	0.0%	16.1%	2.7%	22.0%	4.4%	0.0%	29.1%	5.7%	10.7%	3.8%	0.1%	20.3%	100.0%	

ALL TRAFFIC DATA

(916) 771-8700

orders@atdtraffic.com

File Name : 14-7680-082 B Street-2nd Street.ppd

Date : 10/16/2014

City of Davis
All Vehicles on Unshifted
Peds & Bikes on Bank 1
Nothing on Bank 2

Unshifted Count = All Vehicles

START TIME	B Street Southbound					2nd Street Westbound					B Street Northbound					2nd Street Eastbound					Total	Utum Total
	LEFT	THRU	RIGHT	UTURNS	APP.TOTAL	LEFT	THRU	RIGHT	UTURNS	APP.TOTAL	LEFT	THRU	RIGHT	UTURNS	APP.TOTAL	LEFT	THRU	RIGHT	UTURNS	APP.TOTAL		
07:00	4	34	1	0	39	0	1	3	0	4	0	23	3	0	26	0	0	2	0	2	71	0
07:15	2	42	0	0	44	2	0	5	0	7	2	55	1	0	58	1	0	1	0	2	111	0
07:30	12	58	2	0	72	2	0	6	0	8	1	85	1	0	87	0	0	2	0	2	169	0
07:45	4	67	1	0	72	5	1	7	0	13	1	58	2	0	61	1	1	1	0	3	149	0
Total	22	201	4	0	227	9	2	21	0	32	4	221	7	0	232	2	1	6	0	9	500	0
08:00	9	73	1	0	83	0	4	7	0	11	2	59	4	0	65	1	1	7	0	9	168	0
08:15	12	94	7	0	113	1	1	8	0	10	1	61	3	0	65	0	1	4	0	5	193	0
08:30	13	97	6	0	116	3	1	5	0	9	0	47	3	0	50	4	3	3	0	10	185	0
08:45	18	93	16	0	127	2	2	7	0	11	2	53	3	0	58	2	2	6	0	10	206	0
Total	52	357	30	0	439	6	8	27	0	41	5	220	13	0	238	7	7	20	0	34	752	0
16:00	23	79	5	0	107	3	5	21	0	29	3	58	9	0	70	0	3	6	0	9	215	0
16:15	31	97	7	0	135	4	4	12	0	20	1	80	16	0	97	1	1	6	0	8	260	0
16:30	26	102	4	0	132	4	3	19	1	27	2	80	13	0	95	1	3	6	0	10	264	1
16:45	31	96	6	0	133	3	1	18	0	22	5	71	13	0	89	4	1	5	0	10	254	0
Total	111	374	22	0	507	14	13	70	1	98	11	289	51	0	351	6	8	23	0	37	993	1
17:00	19	93	4	0	116	2	3	24	0	29	1	79	15	0	95	0	1	9	0	10	250	0
17:15	23	78	5	0	106	4	1	16	0	21	2	84	18	0	104	4	7	5	0	16	247	0
17:30	20	71	7	0	98	2	3	15	0	20	3	57	9	0	69	2	2	3	0	7	194	0
17:45	27	68	4	0	99	2	1	12	0	15	3	89	5	0	97	2	2	8	0	12	223	0
Total	89	310	20	0	419	10	8	67	0	85	9	309	47	0	365	8	12	25	0	45	914	0
Grand Total	274	1242	76	0	1592	39	31	185	1	256	29	1039	118	0	1186	23	28	74	0	125	3159	1
Apprch %	17.2%	78.0%	4.8%	0.0%		15.2%	12.1%	72.3%	0.4%		2.4%	87.6%	9.9%	0.0%		18.4%	22.4%	59.2%	0.0%			
Total %	8.7%	39.3%	2.4%	0.0%	50.4%	1.2%	1.0%	5.9%	0.0%	8.1%	0.9%	32.9%	3.7%	0.0%	37.5%	0.7%	0.9%	2.3%	0.0%	4.0%	100.0%	

ALL TRAFFIC DATA

City of Davis
 All Vehicles on Unshifted
 Peds & Bikes on Bank 1
 Nothing on Bank 2

(916) 771-8700
orders@atdtraffic.com

File Name : 14-7680-084 F Street-3rd Street.ppd
 Date : 10/16/2014

Unshifted Count = All Vehicles

START TIME	F Street Southbound					3rd Street Westbound					F Street Northbound					3rd Street Eastbound					Total	Utum Total
	LEFT	THRU	RIGHT	UTURNS	APP.TOTAL	LEFT	THRU	RIGHT	UTURNS	APP.TOTAL	LEFT	THRU	RIGHT	UTURNS	APP.TOTAL	LEFT	THRU	RIGHT	UTURNS	APP.TOTAL		
07:00	2	9	2	0	13	5	12	1	0	18	3	14	4	0	21	3	4	1	0	8	60	0
07:15	0	25	4	0	29	2	3	0	0	5	0	13	1	0	14	0	3	3	0	6	54	0
07:30	0	31	4	0	35	6	6	0	0	12	5	11	4	0	20	2	9	4	0	15	82	0
07:45	4	22	7	0	33	2	15	1	0	18	4	24	3	0	31	2	7	5	0	14	96	0
Total	6	87	17	0	110	15	36	2	0	53	12	62	12	0	86	7	23	13	0	43	292	0
08:00	5	31	11	0	47	4	23	2	0	29	2	16	5	0	23	2	8	3	0	13	112	0
08:15	2	23	12	0	37	10	16	3	0	29	3	22	3	0	28	1	8	6	0	15	109	0
08:30	3	25	8	0	36	4	24	2	0	30	3	25	3	0	31	4	10	5	0	19	116	0
08:45	4	27	6	0	37	6	26	2	0	34	4	20	10	0	34	1	10	6	0	17	122	0
Total	14	106	37	0	157	24	89	9	0	122	12	83	21	0	116	8	36	20	0	64	459	0
16:00	4	46	12	0	62	4	23	8	0	35	3	31	4	0	38	6	36	8	0	50	185	0
16:15	9	31	4	0	44	9	23	9	0	41	6	33	7	0	46	8	27	7	0	42	173	0
16:30	7	29	9	0	45	7	31	6	0	44	4	38	10	0	52	16	22	6	0	44	185	0
16:45	4	40	13	0	57	12	32	10	0	54	3	35	11	0	49	8	32	8	0	48	208	0
Total	24	146	38	0	208	32	109	33	0	174	16	137	32	0	185	38	117	29	0	184	751	0
17:00	7	33	14	0	54	6	31	6	0	43	6	46	12	0	64	7	28	13	0	48	209	0
17:15	12	32	15	0	59	9	31	6	0	46	5	41	11	0	57	5	43	6	0	54	216	0
17:30	6	47	10	0	63	12	32	9	0	53	11	30	11	0	52	11	24	9	0	44	212	0
17:45	3	42	10	0	55	11	25	8	0	44	8	32	10	0	50	9	20	9	0	38	187	0
Total	28	154	49	0	231	38	119	29	0	186	30	149	44	0	223	32	115	37	0	184	824	0
Grand Total	72	493	141	0	706	109	353	73	0	535	70	431	109	0	610	85	291	99	0	475	2326	0
Apprch %	10.2%	69.8%	20.0%	0.0%		20.4%	66.0%	13.6%	0.0%		11.5%	70.7%	17.9%	0.0%		17.9%	61.3%	20.8%	0.0%			
Total %	3.1%	21.2%	6.1%	0.0%	30.4%	4.7%	15.2%	3.1%	0.0%	23.0%	3.0%	18.5%	4.7%	0.0%	26.2%	3.7%	12.5%	4.3%	0.0%	20.4%	100.0%	

ALL TRAFFIC DATA

(916) 771-8700

orders@atdtraffic.com

File Name : 14-7680-085 B Street-3rd Street.ppd

Date : 10/16/2014

City of Davis
All Vehicles on Unshifted
Peds & Bikes on Bank 1
Nothing on Bank 2

Unshifted Count = All Vehicles

START TIME	B Street Southbound					3rd Street Westbound					B Street Northbound					3rd Street Eastbound					Total	Utum Total
	LEFT	THRU	RIGHT	UTURNS	APP.TOTAL	LEFT	THRU	RIGHT	UTURNS	APP.TOTAL	LEFT	THRU	RIGHT	UTURNS	APP.TOTAL	LEFT	THRU	RIGHT	UTURNS	APP.TOTAL		
07:00	4	35	2	0	41	4	0	3	0	7	0	22	0	0	22	0	1	0	0	1	71	0
07:15	9	41	0	0	50	1	0	3	0	4	0	64	0	0	64	0	0	0	0	0	118	0
07:30	14	71	2	0	87	2	0	5	0	7	0	86	1	0	87	0	0	1	0	1	182	0
07:45	8	70	2	0	80	3	0	11	0	14	1	64	2	0	67	0	0	0	0	0	161	0
Total	35	217	6	0	258	10	0	22	0	32	1	236	3	0	240	0	1	1	0	2	532	0
08:00	18	75	2	0	95	8	0	6	0	14	2	63	1	0	66	1	0	0	0	1	176	0
08:15	12	103	1	0	116	8	0	8	0	16	1	66	2	0	69	0	0	0	0	0	201	0
08:30	26	105	2	0	133	10	0	13	0	23	2	49	2	0	53	0	0	1	0	1	210	0
08:45	23	123	3	0	149	5	1	6	0	12	2	56	4	0	62	1	0	0	0	1	224	0
Total	79	406	8	0	493	31	1	33	0	65	7	234	9	0	250	2	0	1	0	3	811	0
16:00	32	94	2	0	128	11	1	16	0	28	0	64	14	0	78	1	1	0	0	2	236	0
16:15	30	128	3	0	161	9	0	14	0	23	4	77	9	0	90	0	0	0	0	0	274	0
16:30	40	133	3	0	176	8	1	17	0	26	3	84	15	0	102	1	1	0	0	2	306	0
16:45	42	120	6	0	168	5	4	17	0	26	1	83	10	0	94	0	0	0	0	0	288	0
Total	144	475	14	0	633	33	6	64	0	103	8	308	48	0	364	2	2	0	0	4	1104	0
17:00	33	110	8	0	151	7	4	25	0	36	2	82	11	0	95	2	2	0	0	4	286	0
17:15	46	96	5	0	147	7	2	19	0	28	1	100	13	0	114	0	0	0	0	0	289	0
17:30	41	92	4	0	137	5	2	20	0	27	2	64	7	0	73	0	0	0	0	0	237	0
17:45	36	86	3	0	125	12	0	19	0	31	1	87	8	0	96	1	1	0	0	2	254	0
Total	156	384	20	0	560	31	8	83	0	122	6	333	39	0	378	3	3	0	0	6	1066	0
Grand Total	414	1482	48	0	1944	105	15	202	0	322	22	1111	99	0	1232	7	6	2	0	15	3513	0
Apprch %	21.3%	76.2%	2.5%	0.0%		32.6%	4.7%	62.7%	0.0%		1.8%	90.2%	8.0%	0.0%		46.7%	40.0%	13.3%	0.0%			
Total %	11.8%	42.2%	1.4%	0.0%	55.3%	3.0%	0.4%	5.8%	0.0%	9.2%	0.6%	31.6%	2.8%	0.0%	35.1%	0.2%	0.2%	0.1%	0.0%	0.4%	100.0%	

ALL TRAFFIC DATA

(916) 771-8700

orders@atdtraffic.com

File Name : 14-7680-086 F Street-4th Street.ppd

Date : 10/16/2014

City of Davis
All Vehicles on Unshifted
Peds & Bikes on Bank 1
Nothing on Bank 2

Unshifted Count = All Vehicles

START TIME	F Street Southbound					4th Street Westbound					F Street Northbound					4th Street Eastbound					Total	Utum Total
	LEFT	THRU	RIGHT	UTURNS	APP.TOTAL	LEFT	THRU	RIGHT	UTURNS	APP.TOTAL	LEFT	THRU	RIGHT	UTURNS	APP.TOTAL	LEFT	THRU	RIGHT	UTURNS	APP.TOTAL		
07:00	1	11	0	0	12	1	1	0	0	2	0	14	4	0	18	0	2	0	0	2	34	0
07:15	1	28	0	0	29	2	2	3	0	7	0	11	0	0	11	0	2	1	0	3	50	0
07:30	1	32	2	0	35	1	10	1	0	12	1	13	0	0	14	0	2	1	0	3	64	0
07:45	8	38	2	0	48	2	12	1	0	15	3	22	3	0	28	0	3	2	0	5	96	0
Total	11	109	4	0	124	6	25	5	0	36	4	60	7	0	71	0	9	4	0	13	244	0
08:00	7	42	3	0	52	5	9	3	0	17	0	21	2	0	23	2	3	2	0	7	99	0
08:15	5	36	5	0	46	2	7	3	0	12	4	15	4	0	23	1	5	0	0	6	87	0
08:30	7	41	4	0	52	1	6	3	0	10	3	15	8	0	26	1	7	1	0	9	97	0
08:45	8	31	3	0	42	6	15	2	0	23	2	17	3	0	22	1	10	1	0	12	99	0
Total	27	150	15	0	192	14	37	11	0	62	9	68	17	0	94	5	25	4	0	34	382	0
16:00	9	57	9	0	75	4	17	7	0	28	5	31	9	0	45	12	19	11	0	42	190	0
16:15	12	45	13	0	70	5	16	6	0	27	4	40	7	0	51	7	12	2	0	21	169	0
16:30	10	48	10	0	68	5	11	8	0	24	2	49	11	0	62	10	20	4	0	34	188	0
16:45	11	49	10	0	70	5	17	8	0	30	3	41	14	0	58	9	20	6	0	35	193	0
Total	42	199	42	0	283	19	61	29	0	109	14	161	41	0	216	38	71	23	0	132	740	0
17:00	8	51	7	0	66	5	15	11	0	31	2	53	9	0	64	12	20	2	0	34	195	0
17:15	11	57	14	0	82	5	9	9	0	23	5	49	5	0	59	14	21	10	0	45	209	0
17:30	12	53	8	0	73	9	12	11	0	32	3	49	5	0	57	7	21	5	0	33	195	0
17:45	12	45	7	0	64	1	3	5	0	9	5	37	4	0	46	8	13	6	0	27	146	0
Total	43	206	36	0	285	20	39	36	0	95	15	188	23	0	226	41	75	23	0	139	745	0
Grand Total	123	664	97	0	884	59	162	81	0	302	42	477	88	0	607	84	180	54	0	318	2111	0
Apprch %	13.9%	75.1%	11.0%	0.0%		19.5%	53.6%	26.8%	0.0%		6.9%	78.6%	14.5%	0.0%		26.4%	56.6%	17.0%	0.0%			
Total %	5.8%	31.5%	4.6%	0.0%	41.9%	2.8%	7.7%	3.8%	0.0%	14.3%	2.0%	22.6%	4.2%	0.0%	28.8%	4.0%	8.5%	2.6%	0.0%	15.1%	100.0%	

ALL TRAFFIC DATA

(916) 771-8700

orders@atdtraffic.com

File Name : 14-7680-087 I-80 EB Ramps-Richards Boulevard.ppd

Date : 10/16/2014

City of Davis
All Vehicles on Unshifted
Peds & Bikes on Bank 1
Nothing on Bank 2

Unshifted Count = All Vehicles

START TIME	I-80 EB Ramps Southbound					Richards Boulevard Westbound					Northbound					Richards Boulevard Eastbound					Total	Utum Total
	LEFT	THRU	RIGHT	UTURNS	APP.TOTAL	LEFT	THRU	RIGHT	UTURNS	APP.TOTAL	LEFT	THRU	RIGHT	UTURNS	APP.TOTAL	LEFT	THRU	RIGHT	UTURNS	APP.TOTAL		
07:00	38	0	26	0	64	0	69	31	0	100	0	0	0	0	0	34	29	0	0	63	227	0
07:15	53	0	33	0	86	0	93	24	0	117	0	0	0	0	0	44	44	0	0	88	291	0
07:30	62	0	36	0	98	0	143	26	0	169	0	0	0	0	0	49	72	0	0	121	388	0
07:45	106	0	59	0	165	0	155	24	0	179	0	0	0	0	0	66	79	0	0	145	489	0
Total	259	0	154	0	413	0	460	105	0	565	0	0	0	0	0	193	224	0	0	417	1395	0
08:00	96	0	51	0	147	0	130	26	0	156	0	0	0	0	0	52	100	0	0	152	455	0
08:15	106	0	49	0	155	0	119	21	0	140	0	0	0	0	0	79	89	0	0	168	463	0
08:30	80	0	52	0	132	0	185	27	1	213	0	0	0	0	0	53	86	0	0	139	484	1
08:45	74	0	61	0	135	0	148	16	0	164	0	0	0	0	0	42	80	0	0	122	421	0
Total	356	0	213	0	569	0	582	90	1	673	0	0	0	0	0	226	355	0	0	581	1823	1
16:00	82	0	41	0	123	0	168	49	0	217	0	0	0	0	0	58	86	0	1	145	485	1
16:15	96	0	43	0	139	0	171	26	0	197	0	0	0	0	0	78	117	0	0	195	531	0
16:30	97	0	61	0	158	0	191	41	0	232	0	0	0	0	0	71	108	0	0	179	569	0
16:45	109	0	61	0	170	0	128	41	0	169	0	0	0	0	0	83	111	0	0	194	533	0
Total	384	0	206	0	590	0	658	157	0	815	0	0	0	0	0	290	422	0	1	713	2118	1
17:00	85	0	51	0	136	0	241	50	0	291	0	0	0	0	0	87	90	0	0	177	604	0
17:15	107	0	64	0	171	0	165	33	0	198	0	0	0	0	0	85	92	0	1	178	547	1
17:30	88	0	51	0	139	0	191	40	0	231	0	0	0	0	0	68	129	0	0	197	567	0
17:45	75	0	52	0	127	0	162	35	1	198	0	0	0	0	0	72	103	0	0	175	500	1
Total	355	0	218	0	573	0	759	158	1	918	0	0	0	0	0	312	414	0	1	727	2218	2
Grand Total	1354	0	791	0	2145	0	2459	510	2	2971	0	0	0	0	0	1021	1415	0	2	2438	7554	4
Apprch %	63.1%	0.0%	36.9%	0.0%		0.0%	82.8%	17.2%	0.1%		0.0%	0.0%	0.0%	0.0%	0.0%	41.9%	58.0%	0.0%	0.1%			
Total %	17.9%	0.0%	10.5%	0.0%	28.4%	0.0%	32.6%	6.8%	0.0%	39.3%	0.0%	0.0%	0.0%	0.0%	0.0%	13.5%	18.7%	0.0%	0.0%	32.3%	100.0%	

ALL TRAFFIC DATA

(916) 771-8700

orders@atdtraffic.com

File Name : 14-7680-088 I-80 WB Ramps-Richards Boulevard.ppd

Date : 10/16/2014

City of Davis
All Vehicles on Unshifted
Peds & Bikes on Bank 1
Nothing on Bank 2

Unshifted Count = All Vehicles

START TIME	I-80 WB Ramps Southbound					Richards Boulevard Westbound					I-80 WB Ramps Northbound					Richards Boulevard Eastbound					Total	Utum Total
	LEFT	THRU	RIGHT	UTURNS	APP.TOTAL	LEFT	THRU	RIGHT	UTURNS	APP.TOTAL	LEFT	THRU	RIGHT	UTURNS	APP.TOTAL	LEFT	THRU	RIGHT	UTURNS	APP.TOTAL		
07:00	0	0	71	0	71	0	54	41	0	95	0	0	15	0	15	0	51	34	0	85	266	0
07:15	0	0	101	0	101	0	80	46	0	126	0	0	28	0	28	0	58	38	0	96	351	0
07:30	0	0	103	0	103	0	87	87	0	174	0	0	47	0	47	0	85	35	0	120	444	0
07:45	0	0	106	0	106	0	102	113	0	215	0	0	52	0	52	0	85	45	0	130	503	0
Total	0	0	381	0	381	0	323	287	0	610	0	0	142	0	142	0	279	152	0	431	1564	0
08:00	0	0	108	0	108	0	92	84	0	176	0	0	59	0	59	0	94	39	0	133	476	0
08:15	0	0	97	0	97	0	101	75	0	176	0	0	37	0	37	0	124	35	0	159	469	0
08:30	0	0	76	0	76	0	121	115	0	236	0	0	51	0	51	0	94	35	0	129	492	0
08:45	0	0	96	0	96	0	112	91	0	203	0	0	58	0	58	0	63	49	0	112	469	0
Total	0	0	377	0	377	0	426	365	0	791	0	0	205	0	205	0	375	158	0	533	1906	0
16:00	0	0	75	0	75	0	110	103	0	213	0	0	16	0	16	0	142	73	0	215	519	0
16:15	0	0	80	0	80	0	120	89	0	209	0	0	18	0	18	0	161	59	0	220	527	0
16:30	0	0	81	0	81	0	120	123	0	243	0	0	13	0	13	0	190	69	0	259	596	0
16:45	0	0	90	0	90	0	116	80	0	196	0	0	17	0	17	0	160	81	0	241	544	0
Total	0	0	326	0	326	0	466	395	0	861	0	0	64	0	64	0	653	282	0	935	2186	0
17:00	0	0	71	0	71	0	139	163	0	302	0	0	21	0	21	0	160	90	0	250	644	0
17:15	0	0	80	0	80	0	130	96	0	226	0	0	18	0	18	0	147	63	0	210	534	0
17:30	0	0	81	0	81	0	126	100	0	226	0	0	26	0	26	0	175	79	0	254	587	0
17:45	0	0	85	0	85	0	112	104	0	216	0	0	23	0	23	0	144	58	0	202	526	0
Total	0	0	317	0	317	0	507	463	0	970	0	0	88	0	88	0	626	290	0	916	2291	0
Grand Total	0	0	1401	0	1401	0	1722	1510	0	3232	0	0	499	0	499	0	1933	882	0	2815	7947	0
Apprch %	0.0%	0.0%	100.0%	0.0%		0.0%	53.3%	46.7%	0.0%		0.0%	0.0%	100.0%	0.0%		0.0%	68.7%	31.3%	0.0%			
Total %	0.0%	0.0%	17.6%	0.0%	17.6%	0.0%	21.7%	19.0%	0.0%	40.7%	0.0%	0.0%	6.3%	0.0%	6.3%	0.0%	24.3%	11.1%	0.0%	35.4%	100.0%	

ALL TRAFFIC DATA

City of Davis
 All Vehicles on Unshifted
 Peds & Bikes on Bank 1
 Nothing on Bank 2

(916) 771-8700
orders@atdtraffic.com

File Name : 14-7680-089 In & Out-Caffe Italia Driveways-Richards Boul
 Date : 10/16/2014

Unshifted Count = All Vehicles

START TIME	In & Out Driveway Southbound					Richards Boulevard Westbound					Caffe Italia Driveway Northbound					Richards Boulevard Eastbound					Total	Utum Total
	LEFT	THRU	RIGHT	UTURNS	APP.TOTAL	LEFT	THRU	RIGHT	UTURNS	APP.TOTAL	LEFT	THRU	RIGHT	UTURNS	APP.TOTAL	LEFT	THRU	RIGHT	UTURNS	APP.TOTAL		
07:00	1	0	0	0	1	7	111	3	0	121	3	0	2	0	5	0	78	1	0	79	206	0
07:15	1	0	1	0	2	4	168	3	0	175	1	0	2	0	3	1	94	2	0	97	277	0
07:30	2	0	0	0	2	2	186	4	1	193	1	0	2	0	3	0	113	1	0	114	312	1
07:45	1	0	0	0	1	3	196	6	1	206	3	0	1	0	4	0	131	1	0	132	343	1
Total	5	0	1	0	6	16	661	16	2	695	8	0	7	0	15	1	416	5	0	422	1138	2
08:00	2	0	2	0	4	6	190	2	1	199	2	0	4	0	6	2	126	2	0	130	339	1
08:15	2	0	3	0	5	9	189	4	1	203	2	0	1	0	3	1	153	3	0	157	368	1
08:30	0	0	1	0	1	3	186	2	0	191	3	0	3	0	6	0	129	0	0	129	327	0
08:45	2	0	0	0	2	6	199	2	0	207	1	0	4	0	5	0	100	3	0	103	317	0
Total	6	0	6	0	12	24	764	10	2	800	8	0	12	0	20	3	508	8	0	519	1351	2
16:00	2	0	0	0	2	1	164	12	0	177	1	0	2	0	3	4	206	2	0	212	394	0
16:15	2	0	2	0	4	0	192	12	1	205	0	0	1	0	1	1	225	1	0	227	437	1
16:30	1	0	1	0	2	0	180	10	1	191	2	0	4	0	6	0	246	4	0	250	449	1
16:45	3	0	1	0	4	3	188	18	0	209	0	0	3	0	3	1	240	3	0	244	460	0
Total	8	0	4	0	12	4	724	52	2	782	3	0	10	0	13	6	917	10	0	933	1740	2
17:00	2	0	4	0	6	1	189	14	0	204	0	0	2	0	2	1	243	1	0	245	457	0
17:15	4	0	3	0	7	7	198	15	0	220	0	0	1	0	1	0	213	2	0	215	443	0
17:30	2	0	1	0	3	4	183	12	0	199	0	0	9	0	9	2	239	2	0	243	454	0
17:45	1	0	1	0	2	4	181	14	1	200	0	0	1	0	1	3	209	0	0	212	415	1
Total	9	0	9	0	18	16	751	55	1	823	0	0	13	0	13	6	904	5	0	915	1769	1
Grand Total	28	0	20	0	48	60	2900	133	7	3100	19	0	42	0	61	16	2745	28	0	2789	5998	7
Apprch %	58.3%	0.0%	41.7%	0.0%		1.9%	93.5%	4.3%	0.2%		31.1%	0.0%	68.9%	0.0%		0.6%	98.4%	1.0%	0.0%			
Total %	0.5%	0.0%	0.3%	0.0%	0.8%	1.0%	48.3%	2.2%	0.1%	51.7%	0.3%	0.0%	0.7%	0.0%	1.0%	0.3%	45.8%	0.5%	0.0%	46.5%	100.0%	

14-7680-089 Secondary Driveway

Inbound and Outbound Vehicles @ Dutch Brothers Driveway

AM	Outbound		Inbound	
	Northbound Left	Northbound Right	Eastbound Right	Westbound Left
7:00	1	4	2	12
7:15	0	7	2	9
7:30	1	6	1	10
7:45	1	7	0	13
8:00	0	7	1	9
8:15	2	10	1	9
8:30	0	6	3	10
8:45	1	8	2	8
	3	30	5	41

PM	Outbound		Inbound	
	Northbound Left	Northbound Right	Eastbound Right	Westbound Left
16:00	0	1	3	6
16:15	0	7	2	3
16:30	0	4	2	6
16:45	0	7	2	3
17:00	0	4	4	6
17:15	0	5	2	3
17:30	0	5	1	2
17:45	0	7	2	5
	0	20	10	18

ALL TRAFFIC DATA

(916) 771-8700

orders@atdtraffic.com

File Name : 14-7680-090 Olive Drive-Richards Boulevard.ppd

Date : 10/16/2014

City of Davis
All Vehicles on Unshifted
Peds & Bikes on Bank 1
Nothing on Bank 2

Unshifted Count = All Vehicles

START TIME	Olive Drive Southbound					Richards Boulevard Westbound					Olive Drive Northbound					Richards Boulevard Eastbound					Total	Utum Total
	LEFT	THRU	RIGHT	UTURNS	APP.TOTAL	LEFT	THRU	RIGHT	UTURNS	APP.TOTAL	LEFT	THRU	RIGHT	UTURNS	APP.TOTAL	LEFT	THRU	RIGHT	UTURNS	APP.TOTAL		
07:00	5	4	11	0	20	6	93	7	0	106	3	1	8	0	12	3	63	0	0	66	204	0
07:15	6	3	19	0	28	17	131	9	0	157	3	1	7	0	11	5	77	4	0	86	282	0
07:30	12	8	16	0	36	17	161	3	0	181	6	2	12	0	20	4	88	2	0	94	331	0
07:45	13	7	26	0	46	8	171	5	0	184	5	0	14	0	19	4	99	4	0	107	356	0
Total	36	22	72	0	130	48	556	24	0	628	17	4	41	0	62	16	327	10	0	353	1173	0
08:00	14	6	26	0	46	13	169	6	0	188	4	0	15	0	19	5	93	9	0	107	360	0
08:15	16	5	37	0	58	11	168	5	0	184	8	1	9	0	18	6	123	7	0	136	396	0
08:30	19	4	33	0	56	11	165	9	0	185	4	0	13	0	17	8	97	10	0	115	373	0
08:45	13	2	24	0	39	11	176	7	0	194	9	1	7	0	17	1	78	3	0	82	332	0
Total	62	17	120	0	199	46	678	27	0	751	25	2	44	0	71	20	391	29	0	440	1461	0
16:00	30	0	17	0	47	10	145	9	0	164	6	0	21	0	27	14	160	14	0	188	426	0
16:15	23	8	32	0	63	9	165	12	0	186	8	1	17	0	26	22	179	9	0	210	485	0
16:30	36	5	45	0	86	11	149	19	0	179	7	4	24	0	35	13	189	6	0	208	508	0
16:45	26	4	48	0	78	7	161	14	0	182	6	2	17	0	25	16	192	4	0	212	497	0
Total	115	17	142	0	274	37	620	54	0	711	27	7	79	0	113	65	720	33	0	818	1916	0
17:00	39	2	42	0	83	5	169	18	0	192	7	0	14	0	21	21	193	9	0	223	519	0
17:15	26	2	35	0	63	6	174	18	0	198	6	2	10	0	18	24	175	9	0	208	487	0
17:30	31	6	36	0	73	5	159	18	0	182	3	3	23	0	29	12	182	4	0	198	482	0
17:45	34	6	48	0	88	3	156	13	0	172	6	1	9	0	16	12	166	4	0	182	458	0
Total	130	16	161	0	307	19	658	67	0	744	22	6	56	0	84	69	716	26	0	811	1946	0
Grand Total	343	72	495	0	910	150	2512	172	0	2834	91	19	220	0	330	170	2154	98	0	2422	6496	0
Apprch %	37.7%	7.9%	54.4%	0.0%		5.3%	88.6%	6.1%	0.0%		27.6%	5.8%	66.7%	0.0%		7.0%	88.9%	4.0%	0.0%			
Total %	5.3%	1.1%	7.6%	0.0%	14.0%	2.3%	38.7%	2.6%	0.0%	43.6%	1.4%	0.3%	3.4%	0.0%	5.1%	2.6%	33.2%	1.5%	0.0%	37.3%	100.0%	

ALL TRAFFIC DATA

City of Davis
 All Vehicles on Unshifted
 Peds & Bikes on Bank 1
 Nothing on Bank 2

(916) 771-8700
orders@atdtraffic.com

File Name : 14-7680-096 Old Davis Road-Hutchison Drive.ppd
 Date : 10/16/2014

Unshifted Count = All Vehicles

START TIME	Old Davis Road Southbound					Hutchison Drive Westbound					Old Davis Road Northbound					Hutchison Drive Eastbound					Total	Utum Total
	LEFT	THRU	RIGHT	UTURNS	APP.TOTAL	LEFT	THRU	RIGHT	UTURNS	APP.TOTAL	LEFT	THRU	RIGHT	UTURNS	APP.TOTAL	LEFT	THRU	RIGHT	UTURNS	APP.TOTAL		
07:00	0	13	7	0	20	0	0	0	0	0	3	9	4	0	16	6	0	1	0	7	43	0
07:15	0	19	9	0	28	0	0	0	0	0	2	9	4	0	15	7	0	0	0	7	50	0
07:30	2	27	9	0	38	1	1	0	0	2	4	23	2	0	29	9	0	2	0	11	80	0
07:45	0	55	9	0	64	3	0	0	0	3	5	16	7	0	28	4	0	1	0	5	100	0
Total	2	114	34	0	150	4	1	0	0	5	14	57	17	0	88	26	0	4	0	30	273	0
08:00	1	40	7	0	48	0	0	0	0	0	2	22	5	0	29	7	0	1	0	8	85	0
08:15	0	35	8	0	43	0	0	0	0	0	5	27	9	0	41	7	0	3	0	10	94	0
08:30	0	77	11	0	88	2	0	2	0	4	4	26	11	0	41	6	0	5	0	11	144	0
08:45	4	79	12	0	95	4	0	2	0	6	2	31	7	0	40	5	0	7	0	12	153	0
Total	5	231	38	0	274	6	0	4	0	10	13	106	32	0	151	25	0	16	0	41	476	0
16:00	2	34	5	0	41	6	0	2	0	8	4	50	4	0	58	11	1	3	0	15	122	0
16:15	7	23	6	0	36	4	0	1	0	5	3	75	5	0	83	11	0	1	0	12	136	0
16:30	1	36	9	0	46	4	2	3	0	9	2	75	3	0	80	12	0	3	0	15	150	0
16:45	2	35	6	1	44	5	0	2	0	7	1	69	0	0	70	3	0	2	0	5	126	1
Total	12	128	26	1	167	19	2	8	0	29	10	269	12	0	291	37	1	9	0	47	534	1
17:00	3	36	9	0	48	11	1	3	0	15	1	85	1	0	87	12	0	5	0	17	167	0
17:15	0	35	11	0	46	3	0	2	0	5	1	100	2	0	103	5	0	6	0	11	165	0
17:30	2	37	6	0	45	4	1	3	0	8	0	77	1	0	78	6	0	6	0	12	143	0
17:45	6	26	16	0	48	1	0	4	0	5	4	73	3	1	81	8	1	2	0	11	145	1
Total	11	134	42	0	187	19	2	12	0	33	6	335	7	1	349	31	1	19	0	51	620	1
Grand Total	30	607	140	1	778	48	5	24	0	77	43	767	68	1	879	119	2	48	0	169	1903	2
Apprch %	3.9%	78.0%	18.0%	0.1%		62.3%	6.5%	31.2%	0.0%		4.9%	87.3%	7.7%	0.1%		70.4%	1.2%	28.4%	0.0%			
Total %	1.6%	31.9%	7.4%	0.1%	40.9%	2.5%	0.3%	1.3%	0.0%	4.0%	2.3%	40.3%	3.6%	0.1%	46.2%	6.3%	0.1%	2.5%	0.0%	8.9%	100.0%	

ALL TRAFFIC DATA

City of Davis
 All Vehicles on Unshifted
 Peds & Bikes on Bank 1
 Nothing on Bank 2

(916) 771-8700
orders@atdtraffic.com

File Name : 14-7680-097 Hyatt Place Main Driveway-Old Davis Road.pp
 Date : 10/22/2014

Unshifted Count = All Vehicles

START TIME	Hyatt Place Main Driveway Southbound					Old Davis Road Westbound					Northbound					Old Davis Road Eastbound					Total	Utum Total
	LEFT	THRU	RIGHT	UTURNS	APP.TOTAL	LEFT	THRU	RIGHT	UTURNS	APP.TOTAL	LEFT	THRU	RIGHT	UTURNS	APP.TOTAL	LEFT	THRU	RIGHT	UTURNS	APP.TOTAL		
07:00	0	0	0	0	0	0	10	0	0	10	0	0	0	0	0	1	15	0	0	16	26	0
07:15	3	0	1	0	4	0	15	1	0	16	0	0	0	0	0	5	26	0	0	31	51	0
07:30	1	0	2	0	3	0	20	1	0	21	0	0	0	0	0	6	25	0	0	31	55	0
07:45	5	0	2	0	7	0	39	1	0	40	0	0	0	0	0	4	36	0	0	40	87	0
Total	9	0	5	0	14	0	84	3	0	87	0	0	0	0	0	16	102	0	0	118	219	0
08:00	1	0	2	0	3	0	32	0	0	32	0	0	0	0	0	1	25	0	0	26	61	0
08:15	0	0	2	0	2	0	62	0	0	62	0	0	0	0	0	1	33	0	0	34	98	0
08:30	1	0	0	0	1	0	40	1	0	41	0	0	0	0	0	3	45	0	0	48	90	0
08:45	2	0	5	0	7	0	55	2	0	57	0	0	0	0	0	1	45	0	0	46	110	0
Total	4	0	9	0	13	0	189	3	0	192	0	0	0	0	0	6	148	0	0	154	359	0
16:00	1	0	9	0	10	0	41	2	0	43	0	0	0	0	0	1	63	0	0	64	117	0
16:15	4	0	8	0	12	0	26	1	1	28	0	0	0	0	0	2	44	0	0	46	86	1
16:30	1	0	3	0	4	0	34	0	1	35	0	0	0	0	0	2	49	0	0	51	90	1
16:45	1	0	0	0	1	0	40	3	0	43	0	0	0	0	0	2	58	0	0	60	104	0
Total	7	0	20	0	27	0	141	6	2	149	0	0	0	0	0	7	214	0	0	221	397	2
17:00	2	0	5	0	7	0	65	3	0	68	0	0	0	0	0	2	73	0	0	75	150	0
17:15	4	0	3	0	7	0	45	1	1	47	0	0	0	0	0	3	64	0	0	67	121	1
17:30	1	0	0	0	1	0	30	2	0	32	0	0	0	0	0	1	57	0	0	58	91	0
17:45	0	0	1	0	1	0	37	2	1	40	0	0	0	0	0	2	50	0	0	52	93	1
Total	7	0	9	0	16	0	177	8	2	187	0	0	0	0	0	8	244	0	0	252	455	2
Grand Total	27	0	43	0	70	0	591	20	4	615	0	0	0	0	0	37	708	0	0	745	1430	4
Apprch %	38.6%	0.0%	61.4%	0.0%		0.0%	96.1%	3.3%	0.7%		0.0%	0.0%	0.0%	0.0%		5.0%	95.0%	0.0%	0.0%			
Total %	1.9%	0.0%	3.0%	0.0%	4.9%	0.0%	41.3%	1.4%	0.3%	43.0%	0.0%	0.0%	0.0%	0.0%	0.0%	2.6%	49.5%	0.0%	0.0%	52.1%	100.0%	

ALL TRAFFIC DATA

City of Davis
 All Vehicles on Unshifted
 Peds & Bikes on Bank 1
 Nothing on Bank 2

(916) 771-8700
orders@atdtraffic.com

File Name : 14-7680-098 Alumni Lane-Old Davis Road.ppd
 Date : 10/22/2014

Unshifted Count = All Vehicles

START TIME	Alumni Lane Southbound					Old Davis Road Westbound					Alumni Lane Northbound					Old Davis Road Eastbound					Total	Utum Total
	LEFT	THRU	RIGHT	UTURNS	APP.TOTAL	LEFT	THRU	RIGHT	UTURNS	APP.TOTAL	LEFT	THRU	RIGHT	UTURNS	APP.TOTAL	LEFT	THRU	RIGHT	UTURNS	APP.TOTAL		
07:00	0	0	0	0	0	0	8	1	0	9	0	0	0	0	0	6	20	0	0	26	35	0
07:15	0	0	0	0	0	3	11	3	0	17	0	0	0	0	0	2	30	4	2	38	55	2
07:30	0	0	0	0	0	1	15	2	0	18	0	0	0	0	0	3	31	9	0	43	61	0
07:45	0	0	0	0	0	5	37	2	0	44	0	0	0	0	0	7	41	18	0	66	110	0
Total	0	0	0	0	0	9	71	8	0	88	0	0	0	0	0	18	122	31	2	173	261	2
08:00	0	0	0	0	0	14	22	0	0	36	1	0	0	0	1	4	27	20	0	51	88	0
08:15	0	0	0	0	0	24	37	5	0	66	1	1	0	0	2	6	37	8	1	52	120	1
08:30	0	0	0	0	0	12	29	2	1	44	0	1	1	0	2	6	50	13	1	70	116	2
08:45	0	0	0	0	0	16	38	4	0	58	5	1	0	0	6	4	43	12	0	59	123	0
Total	0	0	0	0	0	66	126	11	1	204	7	3	1	0	11	20	157	53	2	232	447	3
16:00	0	0	0	0	0	3	47	2	1	53	15	0	8	0	23	3	57	1	0	61	137	1
16:15	0	0	0	0	0	2	28	1	0	31	5	0	3	0	8	4	44	2	3	53	92	3
16:30	0	0	0	0	0	1	35	1	0	37	4	0	7	0	11	6	42	3	3	54	102	3
16:45	0	0	0	0	0	4	34	4	0	42	5	1	15	0	21	0	45	2	0	47	110	0
Total	0	0	0	0	0	10	144	8	1	163	29	1	33	0	63	13	188	8	6	215	441	7
17:00	0	0	0	0	0	2	65	4	0	71	23	5	17	0	45	6	60	0	0	66	182	0
17:15	0	0	0	0	0	1	42	5	1	49	5	2	12	0	19	3	54	3	0	60	128	1
17:30	0	0	0	0	0	0	30	1	0	31	4	0	5	0	9	2	53	3	0	58	98	0
17:45	0	0	0	0	0	1	35	4	0	40	2	1	6	0	9	6	48	0	0	54	103	0
Total	0	0	0	0	0	4	172	14	1	191	34	8	40	0	82	17	215	6	0	238	511	1
Grand Total	0	0	0	0	0	89	513	41	3	646	70	12	74	0	156	68	682	98	10	858	1660	13
Apprch %	0.0%	0.0%	0.0%	0.0%	0.0%	13.8%	79.4%	6.3%	0.5%	38.9%	44.9%	7.7%	47.4%	0.0%	9.4%	7.9%	79.5%	11.4%	1.2%	51.7%	100.0%	
Total %	0.0%	0.0%	0.0%	0.0%	0.0%	5.4%	30.9%	2.5%	0.2%	38.9%	4.2%	0.7%	4.5%	0.0%	9.4%	4.1%	41.1%	5.9%	0.6%	51.7%	100.0%	

ALL TRAFFIC DATA

(916) 771-8700

orders@atdtraffic.com

File Name : 14-7680-099 Mrak Hall Drive-Old Davis Road.ppd

Date : 10/22/2014

City of Davis
All Vehicles on Unshifted
Peds & Bikes on Bank 1
Nothing on Bank 2

Unshifted Count = All Vehicles

START TIME	Mrak Hall Drive Southbound					Old Davis Road Westbound					Northbound					Old Davis Road Eastbound					Total	Utum Total
	LEFT	THRU	RIGHT	UTURNS	APP.TOTAL	LEFT	THRU	RIGHT	UTURNS	APP.TOTAL	LEFT	THRU	RIGHT	UTURNS	APP.TOTAL	LEFT	THRU	RIGHT	UTURNS	APP.TOTAL		
07:00	3	0	5	0	8	0	5	2	0	7	0	0	0	0	0	16	22	0	0	38	53	0
07:15	4	0	9	0	13	0	12	2	0	14	0	0	0	0	0	9	34	0	0	43	70	0
07:30	1	0	7	0	8	0	14	0	0	14	0	0	0	0	0	8	42	0	0	50	72	0
07:45	6	0	12	0	18	0	35	3	0	38	0	0	0	0	0	17	60	0	0	77	133	0
Total	14	0	33	0	47	0	66	7	0	73	0	0	0	0	0	50	158	0	0	208	328	0
08:00	5	0	6	0	11	0	21	2	0	23	0	0	0	0	0	12	46	0	0	58	92	0
08:15	4	0	13	0	17	0	35	4	0	39	0	0	0	0	0	14	48	0	0	62	118	0
08:30	8	0	14	0	22	0	27	3	0	30	0	0	0	0	0	20	63	0	0	83	135	0
08:45	7	0	12	0	19	0	40	3	0	43	0	0	0	0	0	18	52	0	0	70	132	0
Total	24	0	45	0	69	0	123	12	0	135	0	0	0	0	0	64	209	0	0	273	477	0
16:00	4	0	17	0	21	0	60	1	1	62	0	0	0	0	0	15	56	0	0	71	154	1
16:15	5	0	10	0	15	0	33	3	0	36	0	0	0	0	0	5	48	0	0	53	104	0
16:30	6	0	18	0	24	0	34	8	0	42	0	0	0	0	0	13	48	0	0	61	127	0
16:45	6	0	24	0	30	0	31	7	0	38	0	0	0	0	0	16	41	0	0	57	125	0
Total	21	0	69	0	90	0	158	19	1	178	0	0	0	0	0	49	193	0	0	242	510	1
17:00	11	0	40	0	51	0	85	4	0	89	0	0	0	0	0	19	56	0	0	75	215	0
17:15	5	0	24	0	29	0	41	6	0	47	0	0	0	0	0	7	58	0	0	65	141	0
17:30	9	0	13	0	22	0	28	4	0	32	0	0	0	0	0	12	47	0	0	59	113	0
17:45	12	0	9	0	21	0	36	3	0	39	0	0	0	0	0	10	41	0	0	51	111	0
Total	37	0	86	0	123	0	190	17	0	207	0	0	0	0	0	48	202	0	0	250	580	0
Grand Total	96	0	233	0	329	0	537	55	1	593	0	0	0	0	0	211	762	0	0	973	1895	1
Apprch %	29.2%	0.0%	70.8%	0.0%		0.0%	90.6%	9.3%	0.2%		0.0%	0.0%	0.0%	0.0%		21.7%	78.3%	0.0%	0.0%			
Total %	5.1%	0.0%	12.3%	0.0%	17.4%	0.0%	28.3%	2.9%	0.1%	31.3%	0.0%	0.0%	0.0%	0.0%	0.0%	11.1%	40.2%	0.0%	0.0%	51.3%	100.0%	

ALL TRAFFIC DATA

City of Davis
 All Vehicles on Unshifted
 Peds & Bikes on Bank 1
 Nothing on Bank 2

(916) 771-8700
orders@atdtraffic.com

File Name : 14-7680-100 Hilgard Lane-Old Davis Road.ppd
 Date : 10/22/2014

Unshifted Count = All Vehicles

START TIME	Southbound					Old Davis Road Westbound					Hilgard Lane Northbound					Old Davis Road Eastbound					Total	Utum Total
	LEFT	THRU	RIGHT	UTURNS	APP.TOTAL	LEFT	THRU	RIGHT	UTURNS	APP.TOTAL	LEFT	THRU	RIGHT	UTURNS	APP.TOTAL	LEFT	THRU	RIGHT	UTURNS	APP.TOTAL		
07:00	0	0	0	0	0	1	9	0	0	10	3	0	0	0	3	0	39	14	0	53	66	0
07:15	0	0	0	0	0	2	19	0	0	21	2	0	0	0	2	0	42	16	0	58	81	0
07:30	0	0	0	0	0	2	18	0	0	20	0	0	1	0	1	0	48	39	0	87	108	0
07:45	0	0	0	0	0	1	43	0	0	44	3	0	1	0	4	0	78	66	0	144	192	0
Total	0	0	0	0	0	6	89	0	0	95	8	0	2	0	10	0	207	135	0	342	447	0
08:00	0	0	0	0	0	6	23	0	0	29	3	0	2	0	5	0	56	72	0	128	162	0
08:15	0	0	0	0	0	7	40	0	0	47	3	0	1	0	4	0	62	67	2	131	182	2
08:30	0	0	0	0	0	6	36	0	0	42	2	0	0	0	2	0	82	69	0	151	195	0
08:45	0	0	0	0	0	9	43	0	0	52	2	0	1	0	3	0	70	54	0	124	179	0
Total	0	0	0	0	0	28	142	0	0	170	10	0	4	0	14	0	270	262	2	534	718	2
16:00	0	0	0	0	0	1	74	0	0	75	37	0	13	0	50	0	59	9	0	68	193	0
16:15	0	0	0	0	0	2	42	0	0	44	23	0	10	0	33	0	48	8	1	57	134	1
16:30	0	0	0	0	0	0	52	0	1	53	30	0	6	0	36	0	49	6	0	55	144	1
16:45	0	0	0	0	0	0	54	0	0	54	46	0	9	0	55	0	53	13	0	66	175	0
Total	0	0	0	0	0	3	222	0	1	226	136	0	38	0	174	0	209	36	1	246	646	2
17:00	0	0	0	0	0	1	122	0	0	123	85	0	10	0	95	0	62	3	1	66	284	1
17:15	0	0	0	0	0	1	64	0	0	65	81	0	11	0	92	0	51	1	0	52	209	0
17:30	0	0	0	0	0	1	41	0	0	42	43	0	6	0	49	0	55	6	0	61	152	0
17:45	0	0	0	0	0	2	41	0	0	43	38	0	4	0	42	0	45	2	0	47	132	0
Total	0	0	0	0	0	5	268	0	0	273	247	0	31	0	278	0	213	12	1	226	777	1
Grand Total	0	0	0	0	0	42	721	0	1	764	401	0	75	0	476	0	899	445	4	1348	2588	5
Apprch %	0.0%	0.0%	0.0%	0.0%	0.0%	5.5%	94.4%	0.0%	0.1%	29.5%	84.2%	0.0%	15.8%	0.0%	18.4%	0.0%	66.7%	33.0%	0.3%	52.1%	100.0%	
Total %	0.0%	0.0%	0.0%	0.0%	0.0%	1.6%	27.9%	0.0%	0.0%	29.5%	15.5%	0.0%	2.9%	0.0%	18.4%	0.0%	34.7%	17.2%	0.2%	52.1%	100.0%	

ALL TRAFFIC DATA

(916) 771-8700

orders@atdtraffic.com

File Name : 14-7680-101 California Avenue-Old Davis Road.ppd

Date : 10/22/2014

City of Davis
All Vehicles on Unshifted
Peds & Bikes on Bank 1
Nothing on Bank 2

Unshifted Count = All Vehicles

START TIME	California Avenue Southbound					Old Davis Road Westbound					Northbound					Old Davis Road Eastbound					Total	Utum Total
	LEFT	THRU	RIGHT	UTURNS	APP.TOTAL	LEFT	THRU	RIGHT	UTURNS	APP.TOTAL	LEFT	THRU	RIGHT	UTURNS	APP.TOTAL	LEFT	THRU	RIGHT	UTURNS	APP.TOTAL		
07:00	12	0	11	0	23	0	4	8	1	13	0	0	0	0	0	42	46	0	0	88	124	1
07:15	13	0	4	0	17	0	12	8	0	20	0	0	0	0	0	65	48	0	0	113	150	0
07:30	10	0	16	1	27	0	7	13	0	20	0	0	0	0	0	68	76	0	1	145	192	2
07:45	25	0	11	0	36	0	14	28	1	43	0	0	0	0	0	97	123	0	0	220	299	1
Total	60	0	42	1	103	0	37	57	2	96	0	0	0	0	0	272	293	0	1	566	765	4
08:00	29	0	24	0	53	0	8	21	0	29	0	0	0	0	0	71	95	0	1	167	249	1
08:15	21	0	15	1	37	0	9	31	0	40	0	0	0	0	0	63	113	0	1	177	254	2
08:30	39	0	8	0	47	0	13	27	0	40	0	0	0	0	0	89	107	0	0	196	283	0
08:45	33	0	19	0	52	0	13	29	0	42	0	0	0	0	0	79	92	0	2	173	267	2
Total	122	0	66	1	189	0	43	108	0	151	0	0	0	0	0	302	407	0	4	713	1053	5
16:00	48	0	49	0	97	0	88	25	0	113	0	0	0	0	0	20	17	0	0	37	247	0
16:15	30	0	50	0	80	0	51	21	0	72	0	0	0	0	0	23	26	0	0	49	201	0
16:30	34	0	57	0	91	0	59	21	0	80	0	0	0	0	0	27	24	0	0	51	222	0
16:45	31	0	48	0	79	0	77	30	0	107	0	0	0	0	0	22	37	0	0	59	245	0
Total	143	0	204	0	347	0	275	97	0	372	0	0	0	0	0	92	104	0	0	196	915	0
17:00	40	0	88	0	128	0	148	51	1	200	0	0	0	0	0	10	20	0	0	30	358	1
17:15	35	0	64	0	99	0	114	27	1	142	0	0	0	0	0	19	21	0	0	40	281	1
17:30	31	0	33	0	64	0	65	21	1	87	0	0	0	0	0	18	24	0	0	42	193	1
17:45	30	0	31	0	61	0	53	25	0	78	0	0	0	0	0	16	22	0	1	39	178	1
Total	136	0	216	0	352	0	380	124	3	507	0	0	0	0	0	63	87	0	1	151	1010	4
Grand Total	461	0	528	2	991	0	735	386	5	1126	0	0	0	0	0	729	891	0	6	1626	3743	13
Apprch %	46.5%	0.0%	53.3%	0.2%		0.0%	65.3%	34.3%	0.4%		0.0%	0.0%	0.0%	0.0%		44.8%	54.8%	0.0%	0.4%			
Total %	12.3%	0.0%	14.1%	0.1%	26.5%	0.0%	19.6%	10.3%	0.1%	30.1%	0.0%	0.0%	0.0%	0.0%	0.0%	19.5%	23.8%	0.0%	0.2%	43.4%	100.0%	

ALL TRAFFIC DATA

(916) 771-8700

orders@atdtraffic.com

File Name : 14-7680-102 Old Davis Road-I-80 WB Ramps.ppd

Date : 10/22/2014

City of Davis
All Vehicles on Unshifted
Peds & Bikes on Bank 1
Nothing on Bank 2

Unshifted Count = All Vehicles

START TIME	Old Davis Road Southbound					I-80 WB Ramps Westbound					Old Davis Road Northbound					I-80 WB On-Ramp Eastbound					Total	Utum Total
	LEFT	THRU	RIGHT	UTURNS	APP.TOTAL	LEFT	THRU	RIGHT	UTURNS	APP.TOTAL	LEFT	THRU	RIGHT	UTURNS	APP.TOTAL	LEFT	THRU	RIGHT	UTURNS	APP.TOTAL		
07:00	0	8	5	0	13	6	0	47	0	53	3	30	0	0	33	0	0	0	0	0	99	0
07:15	0	14	6	0	20	9	0	79	0	88	6	44	0	0	50	0	0	0	0	0	158	0
07:30	0	10	8	0	18	8	1	78	0	87	5	69	0	0	74	0	0	0	0	0	179	0
07:45	0	24	11	0	35	12	0	129	0	141	4	87	0	0	91	0	0	0	0	0	267	0
Total	0	56	30	0	86	35	1	333	0	369	18	230	0	0	248	0	0	0	0	0	703	0
08:00	0	22	6	0	28	6	0	81	0	87	5	75	0	0	80	0	0	0	0	0	195	0
08:15	0	21	8	0	29	8	0	104	0	112	7	77	0	0	84	0	0	0	0	0	225	0
08:30	0	8	8	0	16	7	2	120	0	129	9	86	0	0	95	0	0	0	0	0	240	0
08:45	0	26	9	0	35	3	1	105	0	109	2	64	0	0	66	0	0	0	0	0	210	0
Total	0	77	31	0	108	24	3	410	0	437	23	302	0	0	325	0	0	0	0	0	870	0
16:00	0	93	55	1	149	1	1	23	0	25	18	14	0	0	32	0	0	0	0	0	206	1
16:15	0	54	35	0	89	3	1	27	0	31	10	20	0	0	30	0	0	0	0	0	150	0
16:30	0	63	60	0	123	2	1	35	0	38	13	13	0	0	26	0	0	0	0	0	187	0
16:45	0	59	51	0	110	0	1	33	0	34	17	29	0	0	46	0	0	0	0	0	190	0
Total	0	269	201	1	471	6	4	118	0	128	58	76	0	0	134	0	0	0	0	0	733	1
17:00	0	112	122	0	234	1	1	22	0	24	21	11	0	0	32	0	0	0	0	0	290	0
17:15	0	91	100	0	191	3	0	16	0	19	10	16	0	0	26	0	0	0	0	0	236	0
17:30	0	56	43	0	99	3	1	18	0	22	11	15	0	0	26	0	0	0	0	0	147	0
17:45	0	43	35	0	78	1	0	30	0	31	7	17	0	0	24	0	0	0	0	0	133	0
Total	0	302	300	0	602	8	2	86	0	96	49	59	0	0	108	0	0	0	0	0	806	0
Grand Total	0	704	562	1	1267	73	10	947	0	1030	148	667	0	0	815	0	0	0	0	0	3112	1
Apprch %	0.0%	55.6%	44.4%	0.1%		7.1%	1.0%	91.9%	0.0%		18.2%	81.8%	0.0%	0.0%		0.0%	0.0%	0.0%	0.0%			
Total %	0.0%	22.6%	18.1%	0.0%	40.7%	2.3%	0.3%	30.4%	0.0%	33.1%	4.8%	21.4%	0.0%	0.0%	26.2%	0.0%	0.0%	0.0%	0.0%	0.0%	100.0%	

ALL TRAFFIC DATA

(916) 771-8700

orders@atdtraffic.com

File Name : 14-7680-103 Old Davis Road-I-80 EB Ramps.ppd

Date : 10/22/2014

City of Davis
All Vehicles on Unshifted
Peds & Bikes on Bank 1
Nothing on Bank 2

Unshifted Count = All Vehicles

START TIME	Old Davis Road Southbound					I-80 EB On-Ramp Westbound					Old Davis Road Northbound					I-80 EB Off-Ramp Eastbound					Total	Utum Total
	LEFT	THRU	RIGHT	UTURNS	APP.TOTAL	LEFT	THRU	RIGHT	UTURNS	APP.TOTAL	LEFT	THRU	RIGHT	UTURNS	APP.TOTAL	LEFT	THRU	RIGHT	UTURNS	APP.TOTAL		
07:00	5	11	0	0	16	0	0	0	0	0	0	8	0	0	8	25	1	10	0	36	60	0
07:15	8	13	0	0	21	0	0	0	0	0	0	13	2	0	15	37	0	6	0	43	79	0
07:30	9	10	0	1	20	0	0	0	0	0	0	10	0	0	10	61	1	7	0	69	99	1
07:45	15	19	0	0	34	0	0	0	0	0	0	13	2	1	16	79	0	11	0	90	140	1
Total	37	53	0	1	91	0	0	0	0	0	0	44	4	1	49	202	2	34	0	238	378	2
08:00	8	20	0	0	28	0	0	0	0	0	0	7	2	0	9	72	0	12	0	84	121	0
08:15	9	18	0	0	27	0	0	0	0	0	0	16	3	0	19	68	0	14	0	82	128	0
08:30	7	9	0	0	16	0	0	0	0	0	0	17	4	0	21	78	0	13	0	91	128	0
08:45	19	10	0	0	29	0	0	0	0	0	0	7	1	0	8	61	0	11	0	72	109	0
Total	43	57	0	0	100	0	0	0	0	0	0	47	10	0	57	279	0	50	0	329	486	0
16:00	86	2	0	0	88	0	0	0	0	0	0	17	3	0	20	14	1	6	0	21	129	0
16:15	53	5	0	0	58	0	0	0	0	0	0	8	7	0	15	22	0	6	0	28	101	0
16:30	60	3	0	0	63	0	0	0	0	0	0	18	8	0	26	9	0	4	0	13	102	0
16:45	55	5	0	0	60	0	0	0	0	0	0	17	11	0	28	29	0	7	0	36	124	0
Total	254	15	0	0	269	0	0	0	0	0	0	60	29	0	89	74	1	23	0	98	456	0
17:00	100	12	0	0	112	0	0	0	0	0	0	20	9	0	29	10	1	6	0	17	158	0
17:15	87	10	0	1	98	0	0	0	0	0	0	15	8	0	23	12	0	6	0	18	139	1
17:30	56	4	0	1	61	0	0	0	0	0	0	11	6	0	17	14	0	5	0	19	97	1
17:45	36	5	0	0	41	0	0	0	0	0	0	5	4	0	9	18	0	2	0	20	70	0
Total	279	31	0	2	312	0	0	0	0	0	0	51	27	0	78	54	1	19	0	74	464	2
Grand Total	613	156	0	3	772	0	0	0	0	0	0	202	70	1	273	609	4	126	0	739	1784	4
Apprch %	79.4%	20.2%	0.0%	0.4%		0.0%	0.0%	0.0%	0.0%		0.0%	74.0%	25.6%	0.4%		82.4%	0.5%	17.1%	0.0%			
Total %	34.4%	8.7%	0.0%	0.2%	43.3%	0.0%	0.0%	0.0%	0.0%	0.0%	0.0%	11.3%	3.9%	0.1%	15.3%	34.1%	0.2%	7.1%	0.0%	41.4%	100.0%	

ALL TRAFFIC DATA

(916) 771-8700

orders@atdtraffic.com

File Name : 14-7680-104 California Avenue-La Rue Road.ppd

Date : 10/22/2014

City of Davis
All Vehicles on Unshifted
Peds & Bikes on Bank 1
Nothing on Bank 2

Unshifted Count = All Vehicles

START TIME	Crocker Lane Southbound					La Rue Road Westbound					California Avenue Northbound					La Rue Road Eastbound					Total	Utum Total
	LEFT	THRU	RIGHT	UTURNS	APP.TOTAL	LEFT	THRU	RIGHT	UTURNS	APP.TOTAL	LEFT	THRU	RIGHT	UTURNS	APP.TOTAL	LEFT	THRU	RIGHT	UTURNS	APP.TOTAL		
07:00	0	3	6	0	9	6	14	0	0	20	38	1	4	0	43	0	11	11	0	22	94	0
07:15	0	4	4	0	8	7	26	1	0	34	64	7	1	0	72	3	4	12	0	19	133	0
07:30	0	3	3	0	6	3	9	0	0	12	65	3	3	0	71	4	3	17	0	24	113	0
07:45	0	2	4	0	6	3	6	0	0	9	103	7	3	0	113	1	10	35	0	46	174	0
Total	0	12	17	0	29	19	55	1	0	75	270	18	11	0	299	8	28	75	0	111	514	0
08:00	0	0	4	0	4	1	9	0	0	10	81	7	3	0	91	0	8	46	0	54	159	0
08:15	0	0	8	0	8	4	6	0	0	10	95	2	3	0	100	1	5	39	0	45	163	0
08:30	0	1	2	0	3	1	9	0	0	10	91	2	4	0	97	2	9	33	0	44	154	0
08:45	0	3	3	0	6	2	9	0	0	11	100	9	3	0	112	1	9	50	0	60	189	0
Total	0	4	17	0	21	8	33	0	0	41	367	20	13	0	400	4	31	168	0	203	665	0
16:00	0	3	7	0	10	2	2	1	0	5	45	3	2	0	50	3	2	108	1	114	179	1
16:15	0	4	2	0	6	1	3	1	0	5	34	3	1	0	38	2	2	55	0	59	108	0
16:30	0	5	5	0	10	1	1	0	0	2	41	3	1	1	46	5	2	81	1	89	147	2
16:45	0	3	2	0	5	0	0	0	0	0	45	5	0	0	50	0	0	67	0	67	122	0
Total	0	15	16	0	31	4	6	2	0	12	165	14	4	1	184	10	6	311	2	329	556	3
17:00	0	8	3	0	11	1	2	0	0	3	55	5	1	1	62	6	0	119	0	125	201	1
17:15	0	3	1	0	4	0	1	0	0	1	38	1	0	0	39	7	0	90	0	97	141	0
17:30	0	8	7	0	15	1	0	0	0	1	27	3	0	0	30	3	2	48	0	53	99	0
17:45	1	3	4	0	8	1	0	1	0	2	44	3	0	0	47	2	1	48	0	51	108	0
Total	1	22	15	0	38	3	3	1	0	7	164	12	1	1	178	18	3	305	0	326	549	1
Grand Total	1	53	65	0	119	34	97	4	0	135	966	64	29	2	1061	40	68	859	2	969	2284	4
Apprch %	0.8%	44.5%	54.6%	0.0%		25.2%	71.9%	3.0%	0.0%		91.0%	6.0%	2.7%	0.2%		4.1%	7.0%	88.6%	0.2%			
Total %	0.0%	2.3%	2.8%	0.0%	5.2%	1.5%	4.2%	0.2%	0.0%	5.9%	42.3%	2.8%	1.3%	0.1%	46.5%	1.8%	3.0%	37.6%	0.1%	42.4%	100.0%	

ALL TRAFFIC DATA

(916) 771-8700

orders@atdtraffic.com

File Name : 14-7680-105 Bioletti Way-La Rue Road.ppd

Date : 10/22/2014

City of Davis
All Vehicles on Unshifted
Peds & Bikes on Bank 1
Nothing on Bank 2

Unshifted Count = All Vehicles

START TIME	Bioletti Way Southbound					La Rue Road Westbound					Northbound					La Rue Road Eastbound					Total	Utum Total
	LEFT	THRU	RIGHT	UTURNS	APP.TOTAL	LEFT	THRU	RIGHT	UTURNS	APP.TOTAL	LEFT	THRU	RIGHT	UTURNS	APP.TOTAL	LEFT	THRU	RIGHT	UTURNS	APP.TOTAL		
07:00	3	0	3	0	6	0	45	9	0	54	0	0	0	0	0	5	17	0	0	22	82	0
07:15	2	0	3	0	5	0	70	22	0	92	0	0	0	0	0	9	18	0	0	27	124	0
07:30	3	0	3	0	6	0	48	23	0	71	0	0	0	0	0	7	27	0	0	34	111	0
07:45	0	0	3	0	3	0	74	33	0	107	0	0	0	0	0	13	51	0	0	64	174	0
Total	8	0	12	0	20	0	237	87	0	324	0	0	0	0	0	34	113	0	0	147	491	0
08:00	6	0	5	0	11	0	56	25	0	81	0	0	0	0	0	9	54	0	0	63	155	0
08:15	10	0	5	0	15	0	76	23	0	99	0	0	0	0	0	12	39	0	0	51	165	0
08:30	2	0	3	0	5	0	69	18	0	87	0	0	0	0	0	13	48	0	0	61	153	0
08:45	12	0	6	0	18	0	82	21	0	103	0	0	0	0	0	12	50	0	0	62	183	0
Total	30	0	19	0	49	0	283	87	0	370	0	0	0	0	0	46	191	0	0	237	656	0
16:00	23	0	15	0	38	0	51	8	0	59	0	0	0	0	0	4	84	0	0	88	185	0
16:15	12	0	11	0	23	0	34	5	0	39	0	0	0	0	0	8	45	0	0	53	115	0
16:30	15	0	11	0	26	0	43	9	0	52	0	0	0	0	0	8	71	0	0	79	157	0
16:45	13	0	13	0	26	0	40	6	0	46	0	0	0	0	0	8	60	0	0	68	140	0
Total	63	0	50	0	113	0	168	28	0	196	0	0	0	0	0	28	260	0	0	288	597	0
17:00	34	0	26	0	60	0	65	5	0	70	0	0	0	0	0	4	66	0	0	70	200	0
17:15	20	0	19	0	39	0	48	4	0	52	0	0	0	0	0	4	68	0	0	72	163	0
17:30	10	0	11	0	21	0	32	5	0	37	0	0	0	0	0	8	40	0	0	48	106	0
17:45	9	0	15	0	24	0	40	8	0	48	0	0	0	0	0	4	38	0	0	42	114	0
Total	73	0	71	0	144	0	185	22	0	207	0	0	0	0	0	20	212	0	0	232	583	0
Grand Total	174	0	152	0	326	0	873	224	0	1097	0	0	0	0	0	128	776	0	0	904	2327	0
Apprch %	53.4%	0.0%	46.6%	0.0%		0.0%	79.6%	20.4%	0.0%		0.0%	0.0%	0.0%	0.0%	0.0%	14.2%	85.8%	0.0%	0.0%			
Total %	7.5%	0.0%	6.5%	0.0%	14.0%	0.0%	37.5%	9.6%	0.0%	47.1%	0.0%	0.0%	0.0%	0.0%	0.0%	5.5%	33.3%	0.0%	0.0%	38.8%	100.0%	

ALL TRAFFIC DATA

City of Davis
 All Vehicles on Unshifted
 Peds & Bikes on Bank 1
 Nothing on Bank 2

(916) 771-8700
orders@atdtraffic.com

File Name : 14-7680-106 Dairy Road-La Rue Road.ppd
 Date : 10/22/2014

Unshifted Count = All Vehicles

START TIME	Dairy Road Southbound					La Rue Road Westbound					Driveway Northbound					La Rue Road Eastbound					Total	Utum Total
	LEFT	THRU	RIGHT	UTURNS	APP.TOTAL	LEFT	THRU	RIGHT	UTURNS	APP.TOTAL	LEFT	THRU	RIGHT	UTURNS	APP.TOTAL	LEFT	THRU	RIGHT	UTURNS	APP.TOTAL		
07:00	4	0	1	0	5	0	28	6	0	34	1	0	0	0	1	6	23	0	0	29	69	0
07:15	3	0	1	0	4	0	50	16	0	66	2	0	2	0	4	1	34	0	0	35	109	0
07:30	6	0	2	0	8	1	32	6	0	39	4	0	0	0	4	2	55	1	0	58	109	0
07:45	6	0	1	0	7	0	51	15	1	67	2	1	1	0	4	8	78	0	0	86	164	1
Total	19	0	5	0	24	1	161	43	1	206	9	1	3	0	13	17	190	1	0	208	451	1
08:00	4	2	3	0	9	1	38	14	0	53	1	2	4	0	7	3	64	1	0	68	137	0
08:15	0	1	3	0	4	2	54	14	0	70	0	0	1	0	1	2	58	1	0	61	136	0
08:30	5	0	1	0	6	2	54	11	0	67	3	0	3	0	6	1	72	1	0	74	153	0
08:45	6	0	0	0	6	0	60	16	0	76	1	0	5	0	6	4	70	0	0	74	162	0
Total	15	3	7	0	25	5	206	55	0	266	5	2	13	0	20	10	264	3	0	277	588	0
16:00	7	0	4	0	11	2	86	3	0	91	1	1	1	0	3	0	55	0	0	55	160	0
16:15	12	0	4	0	16	0	39	9	0	48	0	1	0	0	1	1	43	0	0	44	109	0
16:30	7	0	2	0	9	0	61	6	0	67	0	2	0	0	2	2	67	0	0	69	147	0
16:45	7	0	1	0	8	0	59	9	0	68	1	0	0	0	1	1	49	1	0	51	128	0
Total	33	0	11	0	44	2	245	27	0	274	2	4	1	0	7	4	214	1	0	219	544	0
17:00	13	0	2	0	15	1	107	8	0	116	2	0	0	0	2	0	45	0	0	45	178	0
17:15	10	0	2	0	12	0	77	10	0	87	0	0	0	0	0	2	46	0	0	48	147	0
17:30	4	0	2	0	6	0	58	2	0	60	0	0	0	0	0	0	44	0	1	45	111	1
17:45	3	0	2	0	5	0	66	7	0	73	0	0	0	0	0	0	39	0	0	39	117	0
Total	30	0	8	0	38	1	308	27	0	336	2	0	0	0	2	2	174	0	1	177	553	1
Grand Total	97	3	31	0	131	9	920	152	1	1082	18	7	17	0	42	33	842	5	1	881	2136	2
Apprch %	74.0%	2.3%	23.7%	0.0%		0.8%	85.0%	14.0%	0.1%		42.9%	16.7%	40.5%	0.0%		3.7%	95.6%	0.6%	0.1%			
Total %	4.5%	0.1%	1.5%	0.0%	6.1%	0.4%	43.1%	7.1%	0.0%	50.7%	0.8%	0.3%	0.8%	0.0%	2.0%	1.5%	39.4%	0.2%	0.0%	41.2%	100.0%	

ALL TRAFFIC DATA

City of Davis
 All Vehicles on Unshifted
 Peds & Bikes on Bank 1
 Nothing on Bank 2

(916) 771-8700
orders@atdtraffic.com

File Name : 14-7680-107 Garrod Drive-La Rue Road.ppd
 Date : 10/22/2014

Unshifted Count = All Vehicles

START TIME	Southbound					La Rue Road Westbound					Garrod Drive Northbound					La Rue Road Eastbound					Total	Utum Total
	LEFT	THRU	RIGHT	UTURNS	APP.TOTAL	LEFT	THRU	RIGHT	UTURNS	APP.TOTAL	LEFT	THRU	RIGHT	UTURNS	APP.TOTAL	LEFT	THRU	RIGHT	UTURNS	APP.TOTAL		
07:00	0	0	0	0	0	16	12	0	0	28	4	0	17	0	21	0	14	19	0	33	82	0
07:15	0	0	0	0	0	21	32	0	0	53	4	0	8	0	12	0	32	34	1	67	132	1
07:30	0	0	0	0	0	18	18	0	0	36	3	0	14	0	17	0	47	30	1	78	131	1
07:45	0	0	0	0	0	33	19	0	0	52	7	0	10	0	17	0	79	59	1	139	208	1
Total	0	0	0	0	0	88	81	0	0	169	18	0	49	0	67	0	172	142	3	317	553	3
08:00	0	0	0	0	0	17	25	0	0	42	12	0	18	0	30	0	53	26	1	80	152	1
08:15	0	0	0	0	0	22	31	0	0	53	10	0	9	0	19	0	55	19	0	74	146	0
08:30	0	0	0	0	0	22	34	0	0	56	6	0	13	0	19	0	62	20	0	82	157	0
08:45	0	0	0	0	0	25	36	0	0	61	6	0	12	0	18	0	63	24	1	88	167	1
Total	0	0	0	0	0	86	126	0	0	212	34	0	52	0	86	0	233	89	2	324	622	2
16:00	0	0	0	0	0	12	75	0	0	87	28	0	12	0	40	0	41	10	0	51	178	0
16:15	0	0	0	0	0	5	38	0	0	43	14	0	14	0	28	0	33	3	0	36	107	0
16:30	0	0	0	0	0	3	58	0	2	63	12	0	25	0	37	0	38	7	2	47	147	4
16:45	0	0	0	0	0	9	52	0	0	61	21	0	16	0	37	0	35	19	1	55	153	1
Total	0	0	0	0	0	29	223	0	2	254	75	0	67	0	142	0	147	39	3	189	585	5
17:00	0	0	0	0	0	7	106	0	0	113	27	0	15	0	42	0	28	15	0	43	198	0
17:15	0	0	0	0	0	8	70	0	0	78	21	0	15	0	36	0	36	11	0	47	161	0
17:30	0	0	0	0	0	5	60	0	0	65	34	0	13	0	47	0	29	4	0	33	145	0
17:45	0	0	0	0	0	5	62	0	0	67	16	0	11	0	27	0	27	11	1	39	133	1
Total	0	0	0	0	0	25	298	0	0	323	98	0	54	0	152	0	120	41	1	162	637	1
Grand Total	0	0	0	0	0	228	728	0	2	958	225	0	222	0	447	0	672	311	9	992	2397	11
Apprch %	0.0%	0.0%	0.0%	0.0%	0.0%	23.8%	76.0%	0.0%	0.2%	40.0%	50.3%	0.0%	49.7%	0.0%	18.6%	0.0%	67.7%	31.4%	0.9%	41.4%	100.0%	
Total %	0.0%	0.0%	0.0%	0.0%	0.0%	9.5%	30.4%	0.0%	0.1%	40.0%	9.4%	0.0%	9.3%	0.0%	18.6%	0.0%	28.0%	13.0%	0.4%	41.4%	100.0%	

ALL TRAFFIC DATA

City of Davis
 All Vehicles on Unshifted
 Peds & Bikes on Bank 1
 Nothing on Bank 2

(916) 771-8700
orders@atdtraffic.com

File Name : 14-7680-108 La Rue Road-Hutchison Drive.ppd
 Date : 10/28/2014

Unshifted Count = All Vehicles

START TIME	La Rue Road Southbound					Hutchison Drive Westbound					La Rue Road Northbound					Hutchison Drive Eastbound					Total	Utum Total
	LEFT	THRU	RIGHT	UTURNS	APP.TOTAL	LEFT	THRU	RIGHT	UTURNS	APP.TOTAL	LEFT	THRU	RIGHT	UTURNS	APP.TOTAL	LEFT	THRU	RIGHT	UTURNS	APP.TOTAL		
07:00	17	21	11	0	49	1	11	7	0	19	6	8	5	0	19	14	34	22	0	70	157	0
07:15	22	11	13	0	46	1	8	9	0	18	7	10	5	0	22	16	63	37	0	116	202	0
07:30	26	33	23	0	82	0	16	12	0	28	11	7	3	0	21	23	58	39	0	120	251	0
07:45	42	47	35	0	124	2	14	7	0	23	11	16	2	0	29	36	84	68	0	188	364	0
Total	107	112	82	0	301	4	49	35	0	88	35	41	15	0	91	89	239	166	0	494	974	0
08:00	27	40	29	0	96	0	19	10	0	29	11	25	5	0	41	33	66	47	0	146	312	0
08:15	25	38	30	0	93	1	14	7	0	22	15	24	1	0	40	29	80	42	0	151	306	0
08:30	62	45	41	0	148	2	15	16	0	33	14	18	4	0	36	29	123	49	1	202	419	1
08:45	65	49	66	0	180	5	23	31	0	59	24	14	10	0	48	30	104	62	0	196	483	0
Total	179	172	166	0	517	8	71	64	0	143	64	81	20	0	165	121	373	200	1	695	1520	1
16:00	23	23	29	0	75	9	52	45	0	106	43	36	4	0	83	48	32	22	0	102	366	0
16:15	24	29	46	0	99	0	54	24	0	78	41	39	2	0	82	57	33	25	0	115	374	0
16:30	37	12	38	1	88	8	72	70	0	150	34	51	3	0	88	45	43	17	0	105	431	1
16:45	26	20	27	0	73	5	63	47	0	115	27	32	2	0	61	63	34	21	1	119	368	1
Total	110	84	140	1	335	22	241	186	0	449	145	158	11	0	314	213	142	85	1	441	1539	2
17:00	10	28	43	0	81	0	86	53	0	139	50	66	2	0	118	58	15	14	0	87	425	0
17:15	16	18	47	1	82	5	57	50	0	112	49	67	2	0	118	58	14	12	0	84	396	1
17:30	36	21	35	0	92	2	44	43	0	89	41	44	1	0	86	51	36	11	0	98	365	0
17:45	57	22	51	0	130	3	45	41	0	89	28	36	5	0	69	68	41	29	0	138	426	0
Total	119	89	176	1	385	10	232	187	0	429	168	213	10	0	391	235	106	66	0	407	1612	1
Grand Total	515	457	564	2	1538	44	593	472	0	1109	412	493	56	0	961	658	860	517	2	2037	5645	4
Apprch %	33.5%	29.7%	36.7%	0.1%		4.0%	53.5%	42.6%	0.0%		42.9%	51.3%	5.8%	0.0%		32.3%	42.2%	25.4%	0.1%			
Total %	9.1%	8.1%	10.0%	0.0%	27.2%	0.8%	10.5%	8.4%	0.0%	19.6%	7.3%	8.7%	1.0%	0.0%	17.0%	11.7%	15.2%	9.2%	0.0%	36.1%	100.0%	

ALL TRAFFIC DATA

(916) 771-8700

orders@atdtraffic.com

File Name : 14-7680-109 La Rue Road-Orchard Road.ppd

Date : 10/28/2014

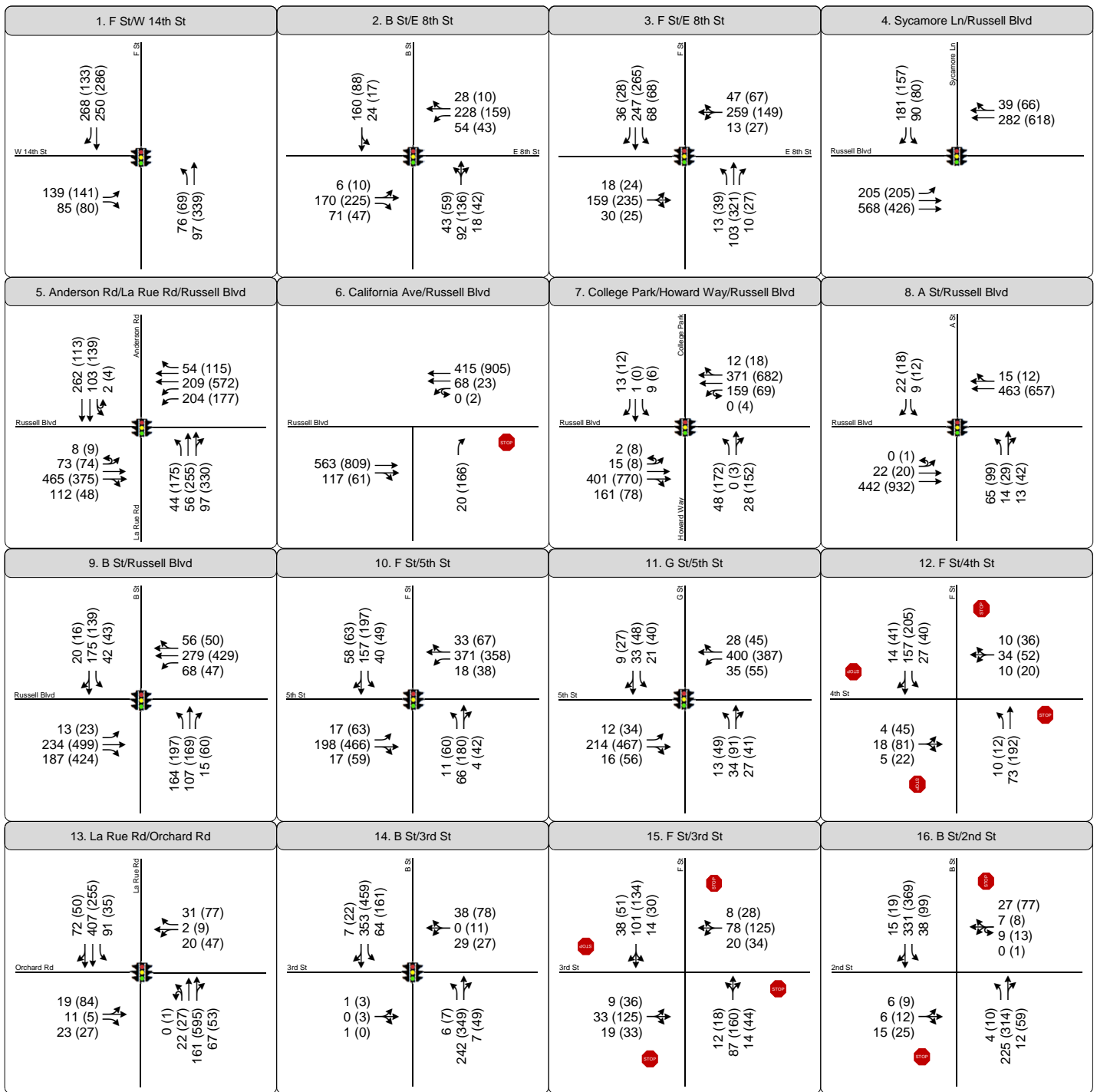
City of Davis
All Vehicles on Unshifted
Peds & Bikes on Bank 1
Nothing on Bank 2

Unshifted Count = All Vehicles

START TIME	La Rue Road Southbound					Orchard Road Westbound					La Rue Road Northbound					Orchard Road Eastbound					Total	Utum Total
	LEFT	THRU	RIGHT	UTURNS	APP.TOTAL	LEFT	THRU	RIGHT	UTURNS	APP.TOTAL	LEFT	THRU	RIGHT	UTURNS	APP.TOTAL	LEFT	THRU	RIGHT	UTURNS	APP.TOTAL		
07:00	13	43	1	0	57	9	0	11	0	20	2	23	9	0	34	1	0	0	0	1	112	0
07:15	8	37	2	0	47	4	1	5	0	10	2	28	7	0	37	0	0	4	0	4	98	0
07:30	23	72	10	0	105	2	0	7	0	9	8	18	11	0	37	4	1	8	0	13	164	0
07:45	28	118	26	0	172	7	1	8	0	16	6	42	16	0	64	2	3	5	0	10	262	0
Total	72	270	39	0	381	22	2	31	0	55	18	111	43	0	172	7	4	17	0	28	636	0
08:00	20	74	13	0	107	4	1	6	0	11	5	42	22	0	69	6	4	7	0	17	204	0
08:15	15	90	14	0	119	5	0	6	0	11	7	37	14	0	58	4	2	6	0	12	200	0
08:30	28	125	19	0	172	4	0	11	0	15	4	40	15	0	59	7	2	5	0	14	260	0
08:45	36	165	18	0	219	13	1	16	0	30	5	54	22	0	81	15	3	6	0	24	354	0
Total	99	454	64	0	617	26	2	39	0	67	21	173	73	0	267	32	11	24	0	67	1018	0
16:00	7	62	12	0	81	14	0	23	0	37	5	116	14	0	135	9	0	3	0	12	265	0
16:15	13	83	10	0	106	13	1	13	0	27	2	100	9	0	111	11	1	5	0	17	261	0
16:30	9	66	6	0	81	12	4	20	0	36	6	158	11	1	176	20	2	6	0	28	321	1
16:45	7	58	15	0	80	10	3	21	0	34	9	121	13	0	143	16	1	10	0	27	284	0
Total	36	269	43	0	348	49	8	77	0	134	22	495	47	1	565	56	4	24	0	84	1131	1
17:00	10	52	14	0	76	17	1	22	0	40	3	149	16	0	168	26	1	6	0	33	317	0
17:15	9	79	15	0	103	8	1	14	0	23	9	167	13	0	189	22	1	5	0	28	343	0
17:30	5	68	15	0	88	17	0	14	0	31	7	127	10	0	144	26	2	5	0	33	296	0
17:45	20	115	6	0	141	13	0	15	0	28	1	136	9	0	146	18	1	7	0	26	341	0
Total	44	314	50	0	408	55	2	65	0	122	20	579	48	0	647	92	5	23	0	120	1297	0
Grand Total	251	1307	196	0	1754	152	14	212	0	378	81	1358	211	1	1651	187	24	88	0	299	4082	1
Apprch %	14.3%	74.5%	11.2%	0.0%		40.2%	3.7%	56.1%	0.0%		4.9%	82.3%	12.8%	0.1%		62.5%	8.0%	29.4%	0.0%			
Total %	6.1%	32.0%	4.8%	0.0%	43.0%	3.7%	0.3%	5.2%	0.0%	9.3%	2.0%	33.3%	5.2%	0.0%	40.4%	4.6%	0.6%	2.2%	0.0%	7.3%	100.0%	

⇒2 – INTERSECTION TURN MOVEMENT FORECASTS – ALL SCENARIOS

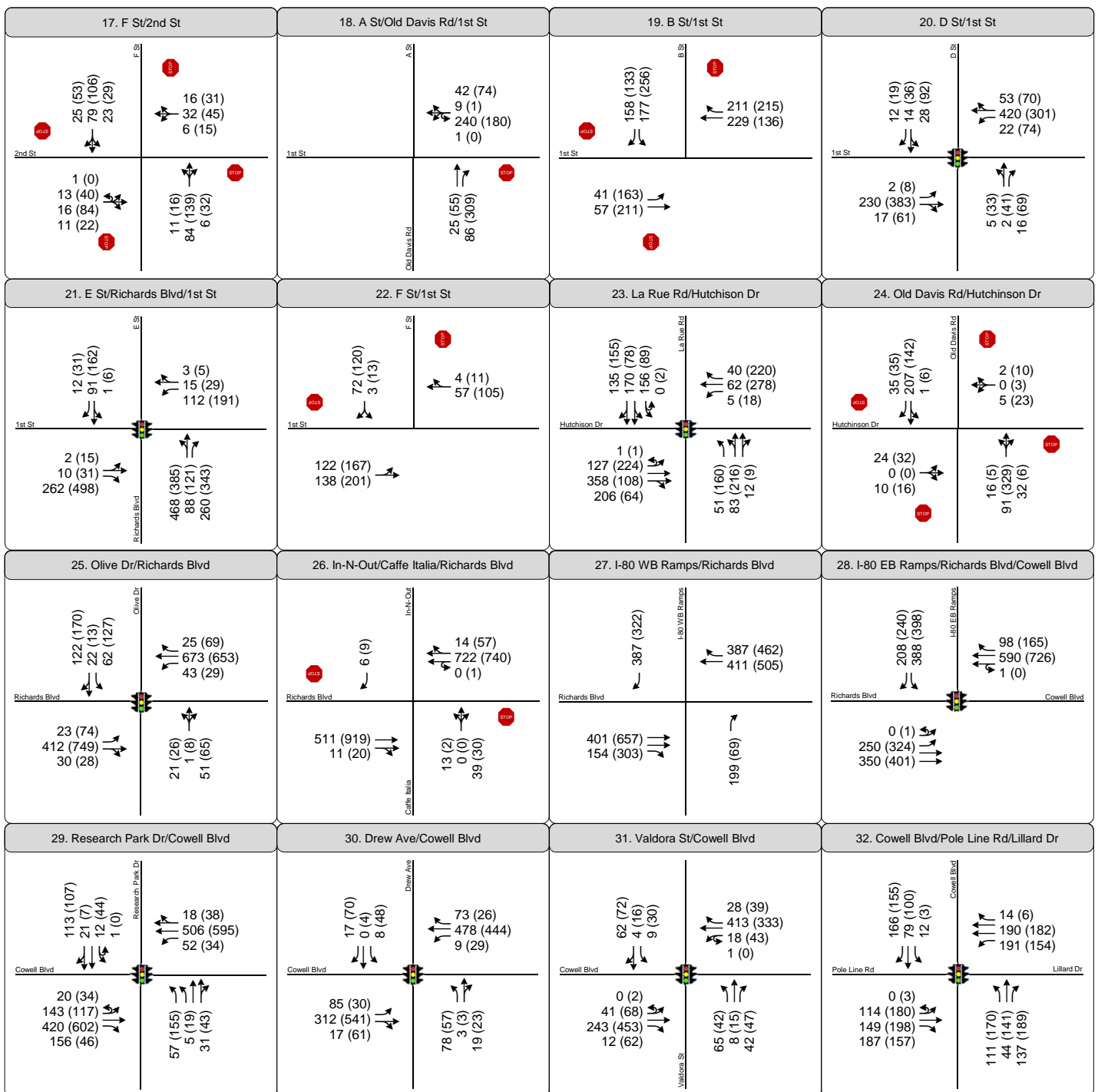




- Turn Lane
- AM (PM) Peak Hour Traffic Volume
- Traffic Signal
- Stop Sign
- Roundabout



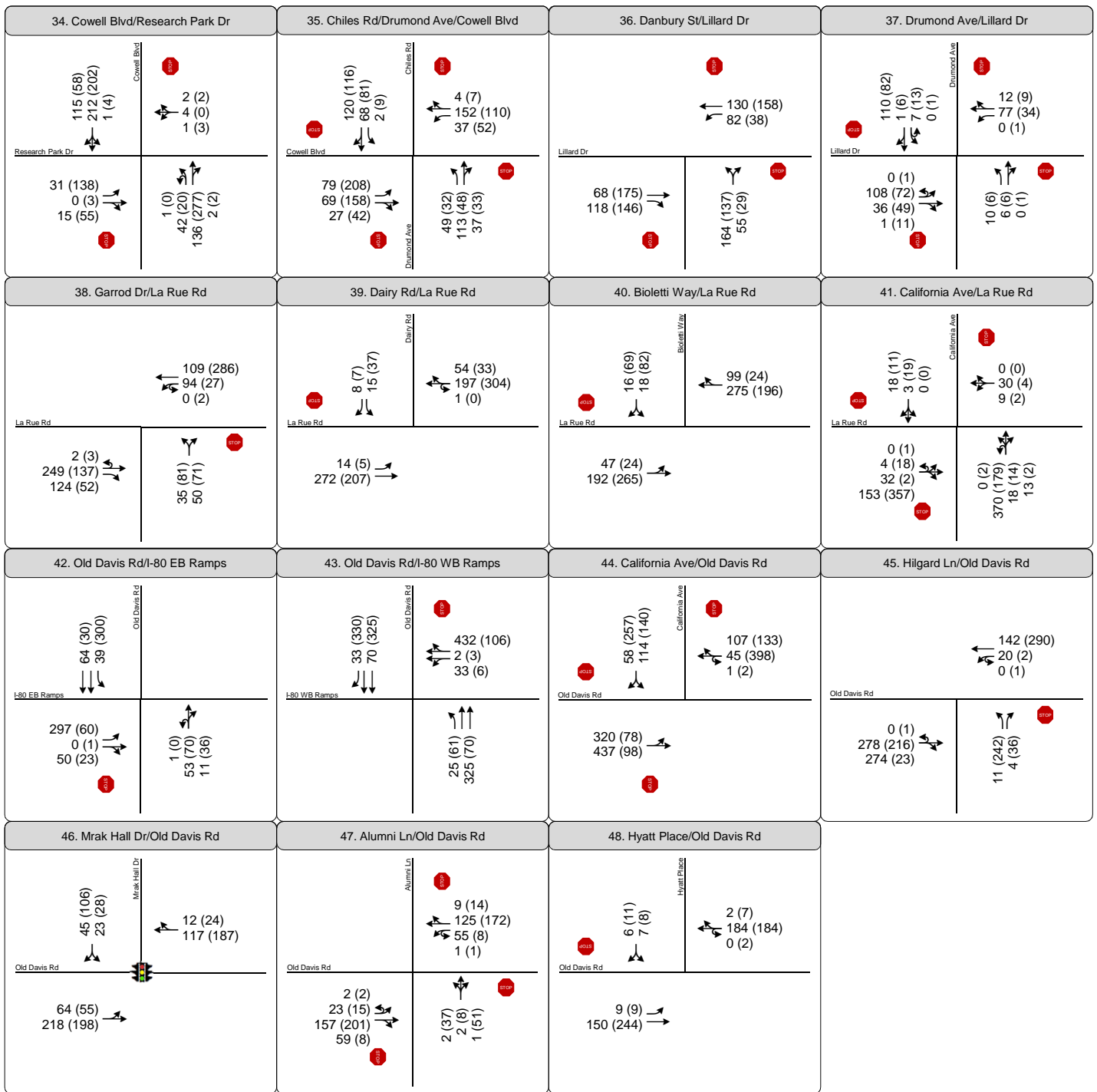
Figure I-1
 Peak Hour Intersection Volumes
 Existing Conditions: Nishi



- Turn Lane
- AM (PM)** Peak Hour Traffic Volume
- Traffic Signal
- Stop Sign
- Roundabout



Figure I-1
Peak Hour Intersection Volumes
Existing Conditions: Nishi



Turn Lane

AM (PM) Peak Hour Traffic Volume



Traffic Signal



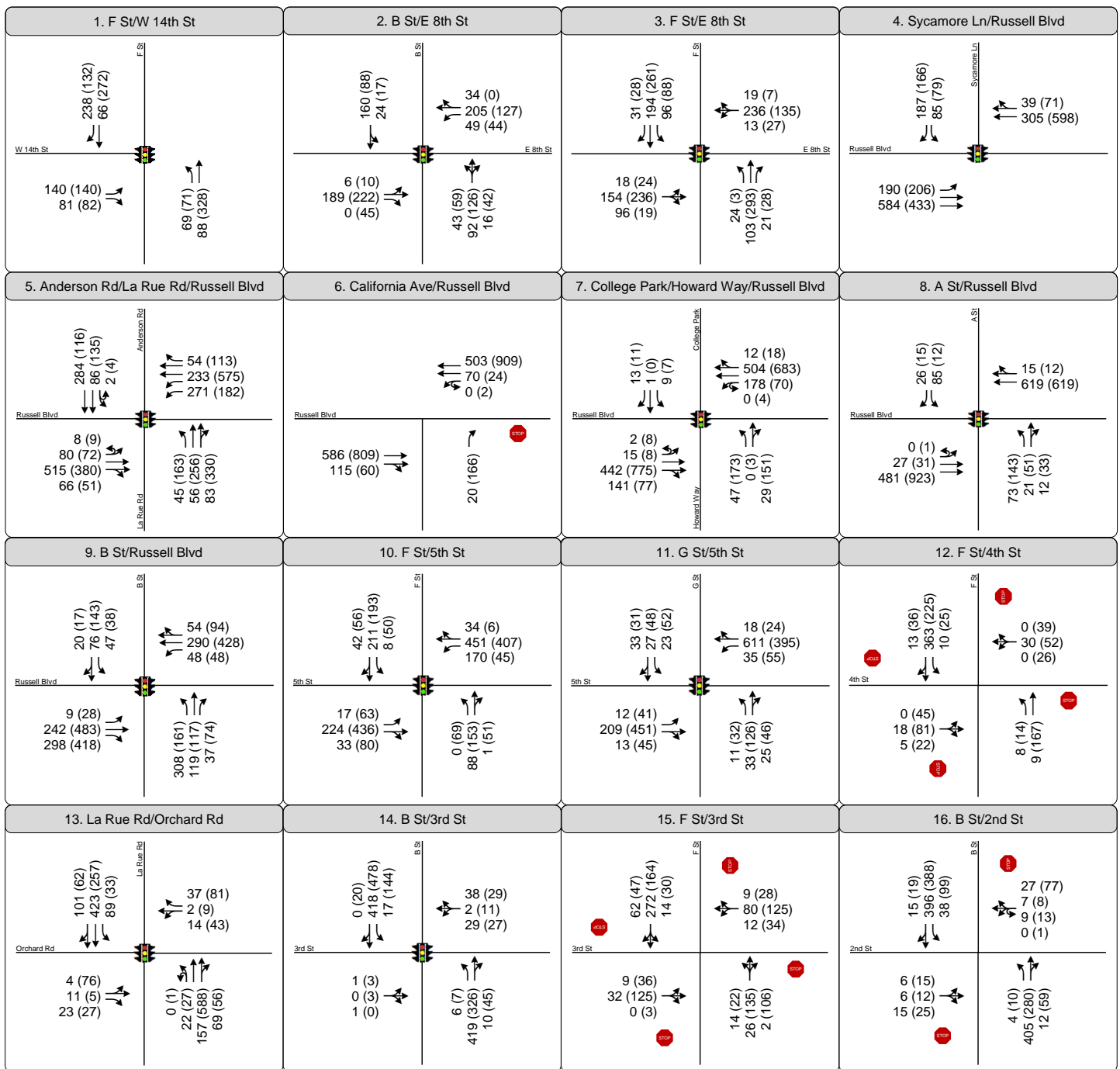
Stop Sign



Roundabout



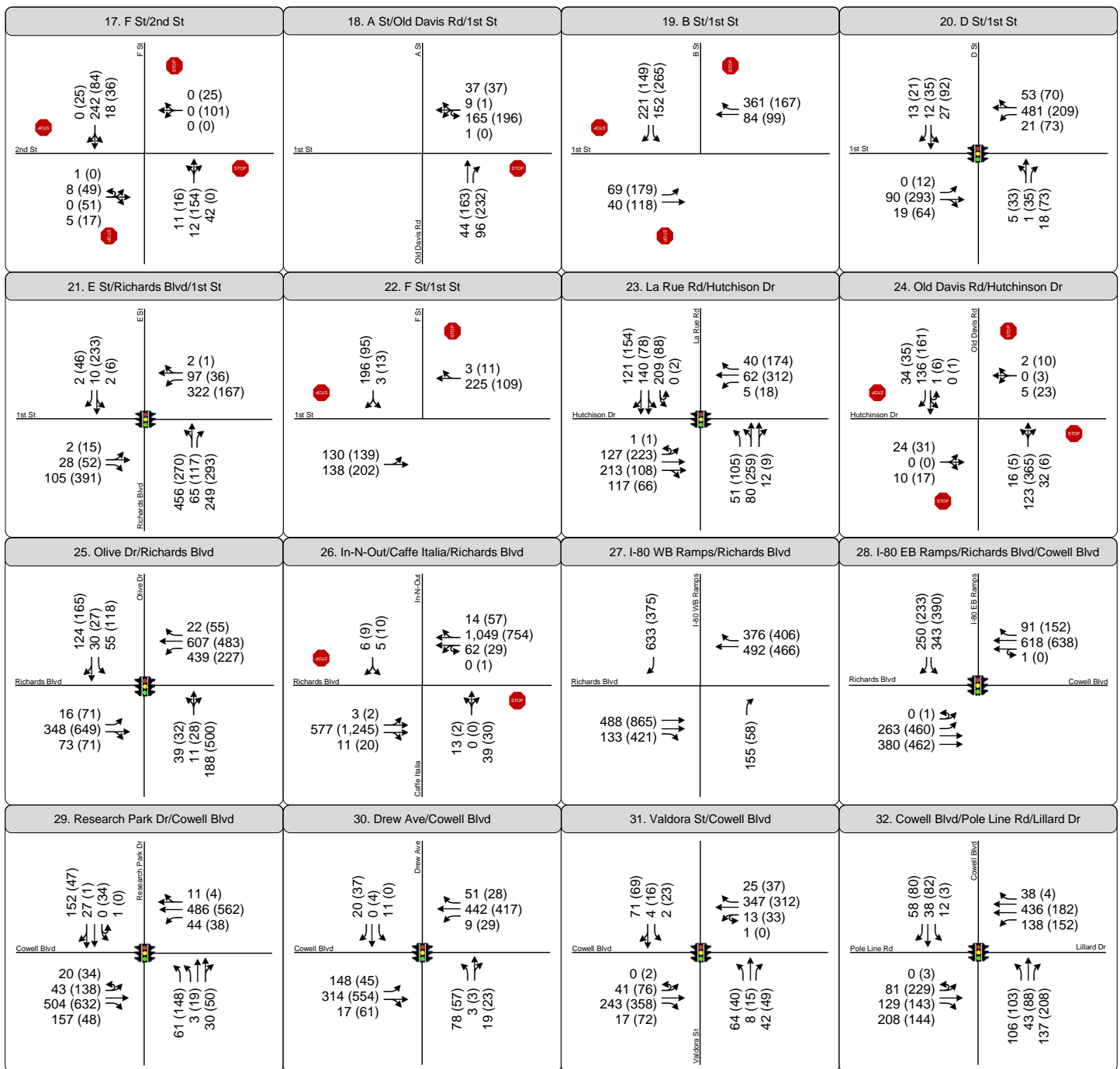
Figure I-1
Peak Hour Intersection Volumes
Existing Conditions: Nishi



- Turn Lane
- AM (PM)** Peak Hour Traffic Volume
- Traffic Signal
- Stop Sign

Figure I-2
 Peak Hour Intersection Volumes
 Existing Plus Project Conditions: Nishi Alt. 1

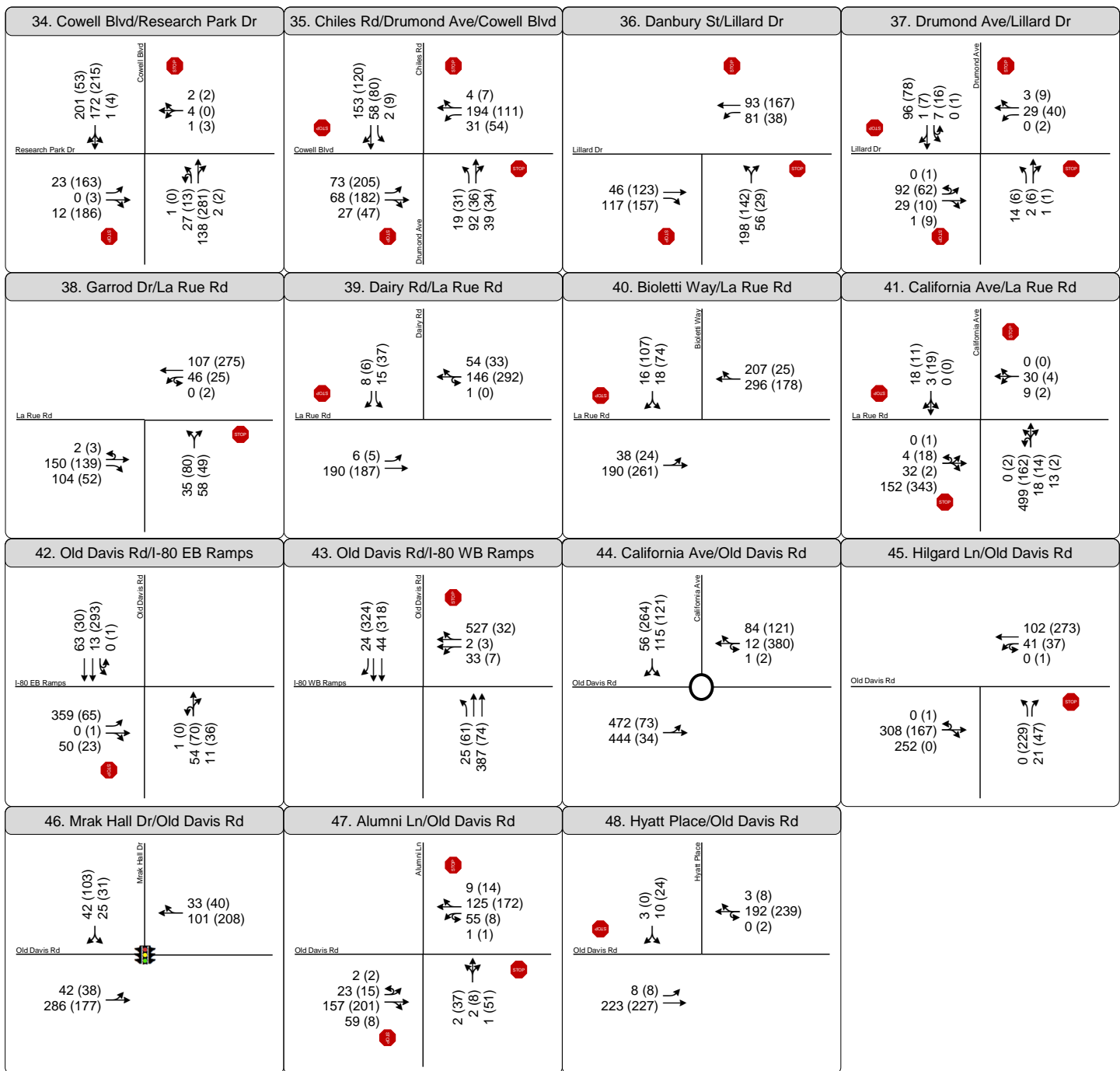




- Turn Lane
- AM (PM)** Peak Hour Traffic Volume
- Traffic Signal
- Stop Sign

Figure I-2
 Peak Hour Intersection Volumes
 Existing Plus Project Conditions: Nishi Alt. 1

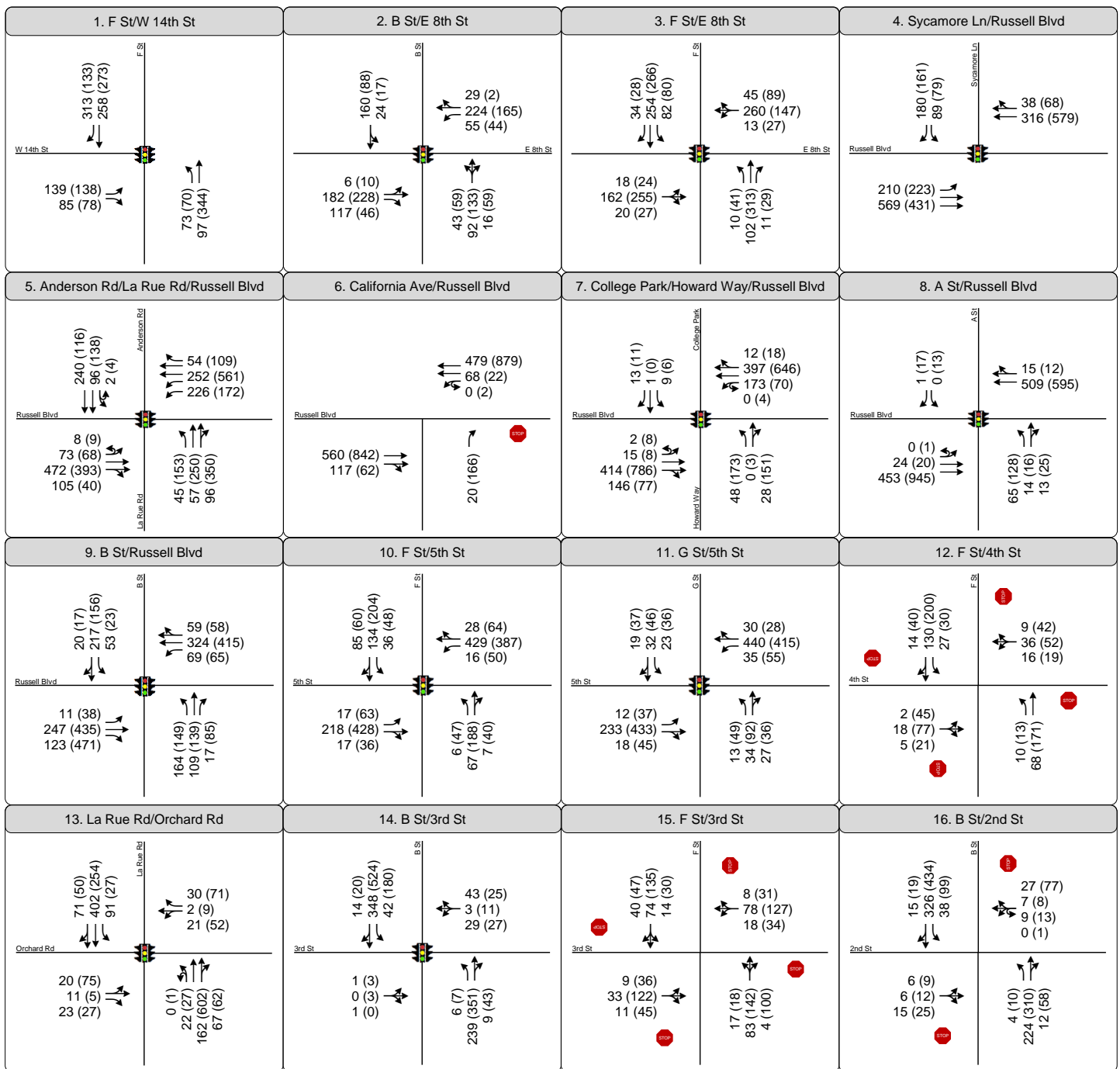




- Turn Lane
- AM (PM)** Peak Hour Traffic Volume
- Traffic Signal
- Stop Sign
- Roundabout

Figure I-2
 Peak Hour Intersection Volumes
 Existing Plus Project Conditions: Nishi Alt. 1

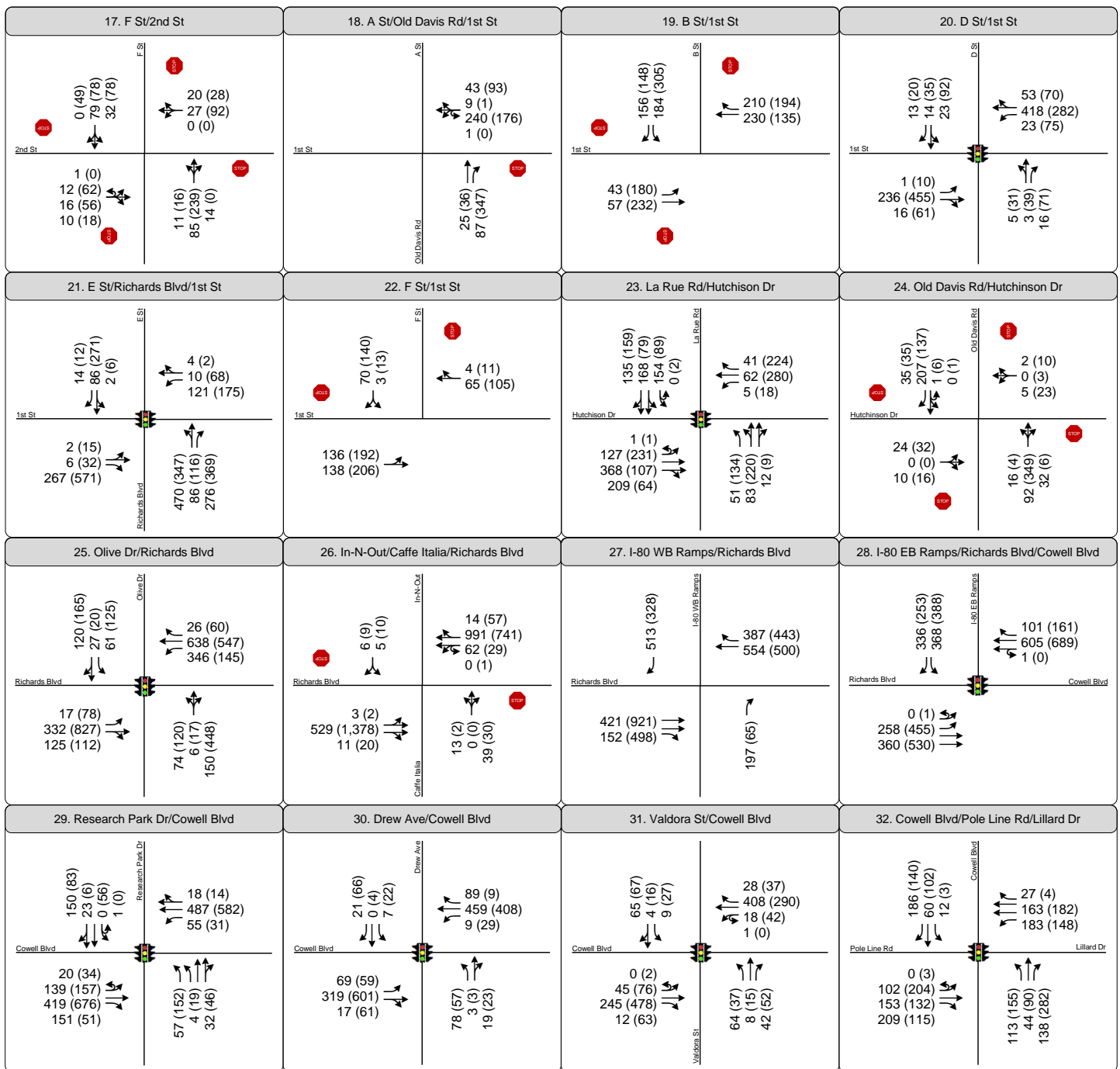




- Turn Lane
- AM (PM)** Peak Hour Traffic Volume
- Traffic Signal
- Stop Sign

Figure I-3
 Peak Hour Intersection Volumes
 Existing Plus Project Conditions: Nishi Alt. 2

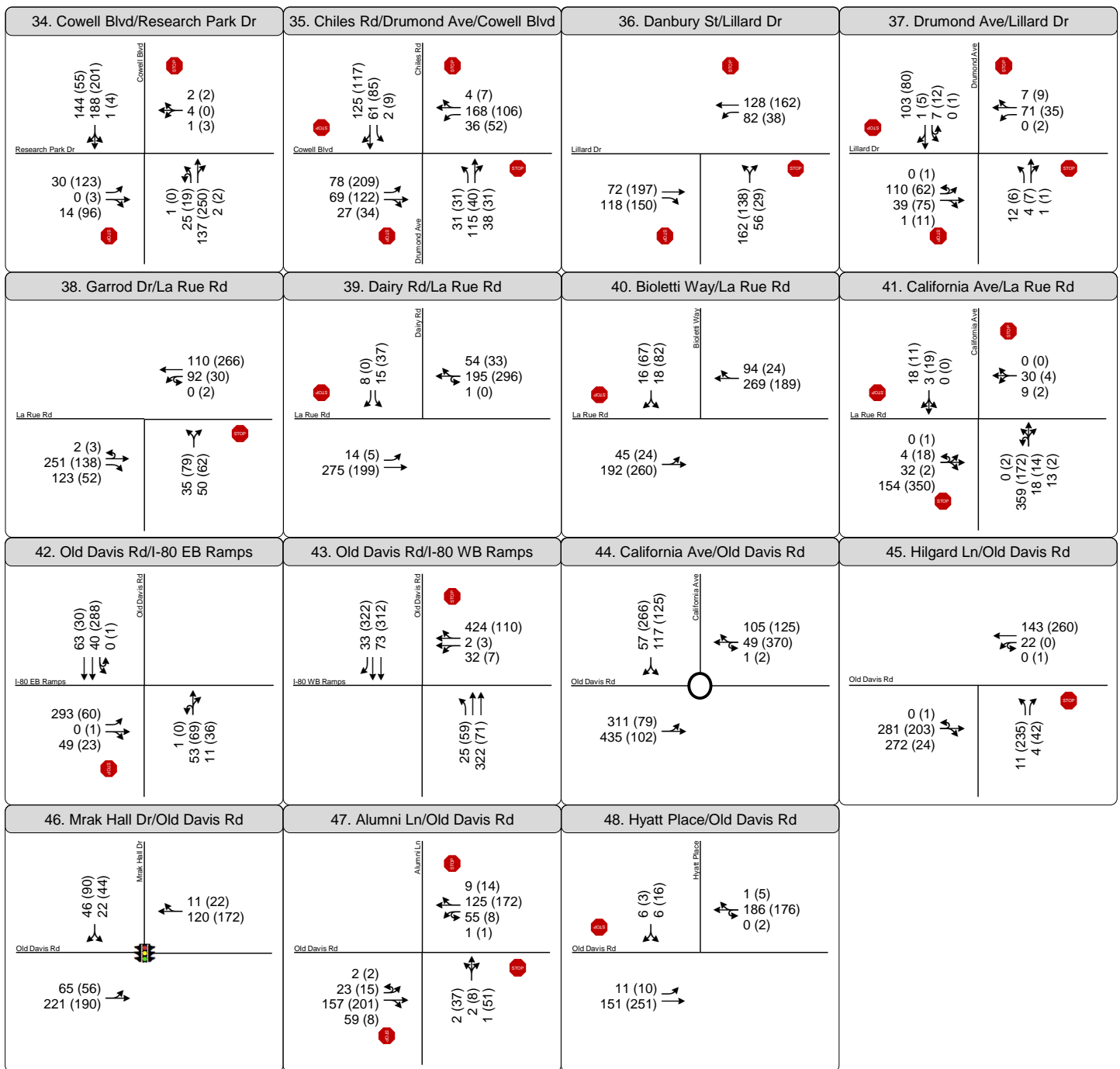




- Turn Lane
- AM (PM)** Peak Hour Traffic Volume
- Traffic Signal
- Stop Sign

Figure I-3
 Peak Hour Intersection Volumes
 Existing Plus Project Conditions: Nishi Alt. 2

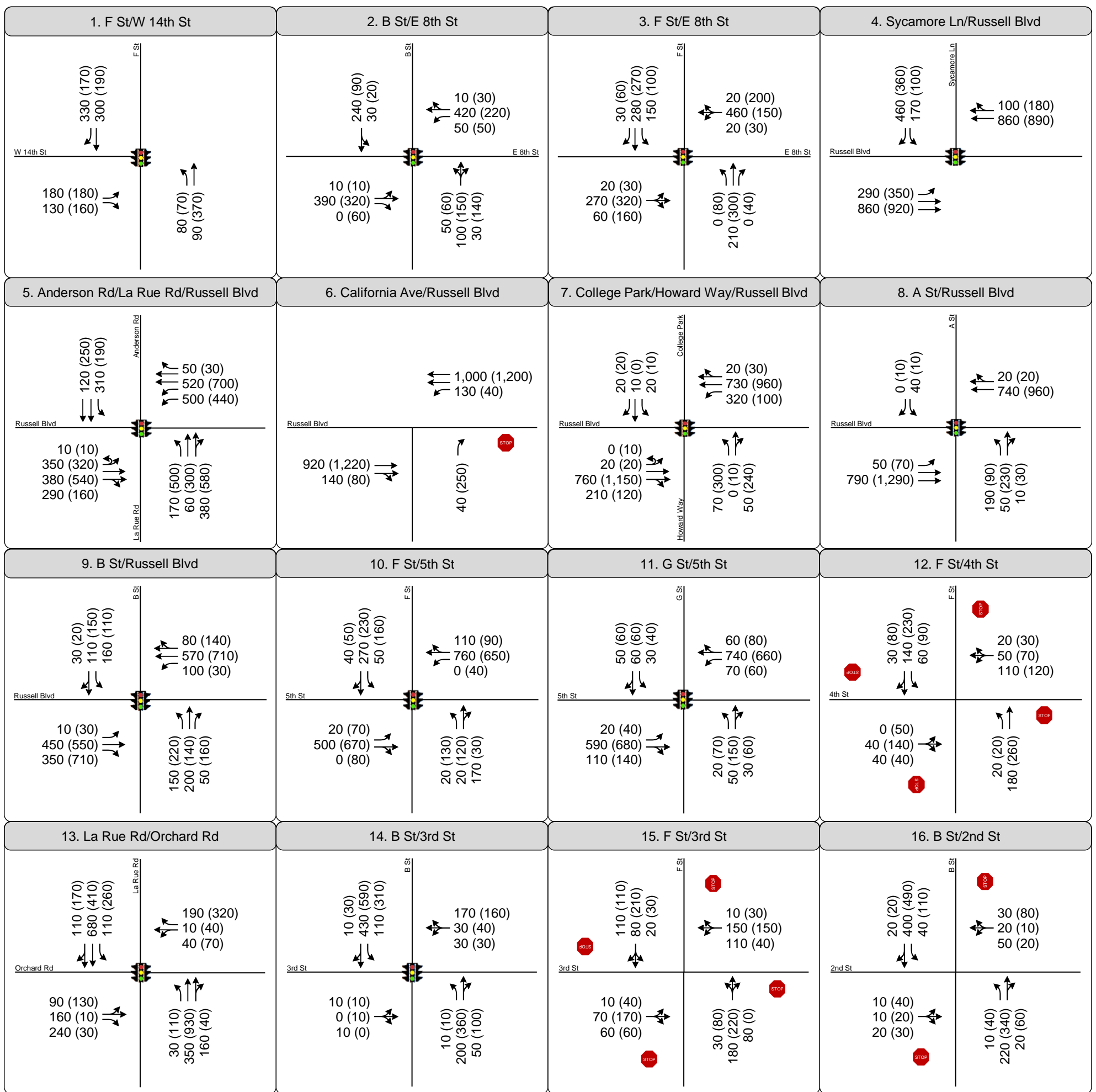




- Turn Lane
- AM (PM)** Peak Hour Traffic Volume
- Traffic Signal
- Stop Sign
- Roundabout

Figure I-3
Peak Hour Intersection Volumes
Existing Plus Project Conditions: Nishi Alt. 2

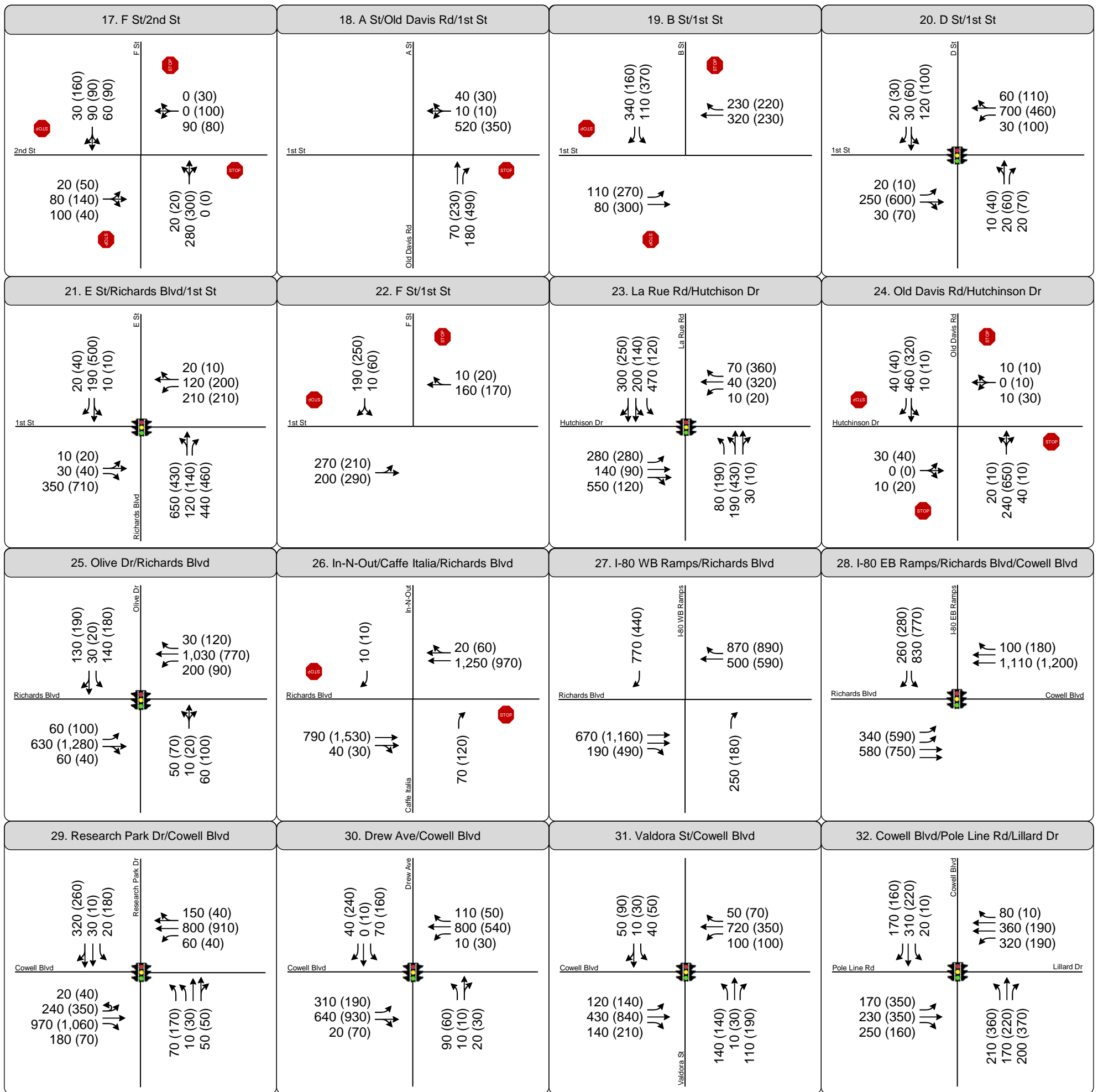




- Turn Lane
- AM (PM)** Peak Hour Traffic Volume
- Traffic Signal
- Stop Sign

Figure I-4
Peak Hour Intersection Volumes
Cumulative No Nishi IC Project Conditions





Turn Lane

AM (PM) Peak Hour Traffic Volume



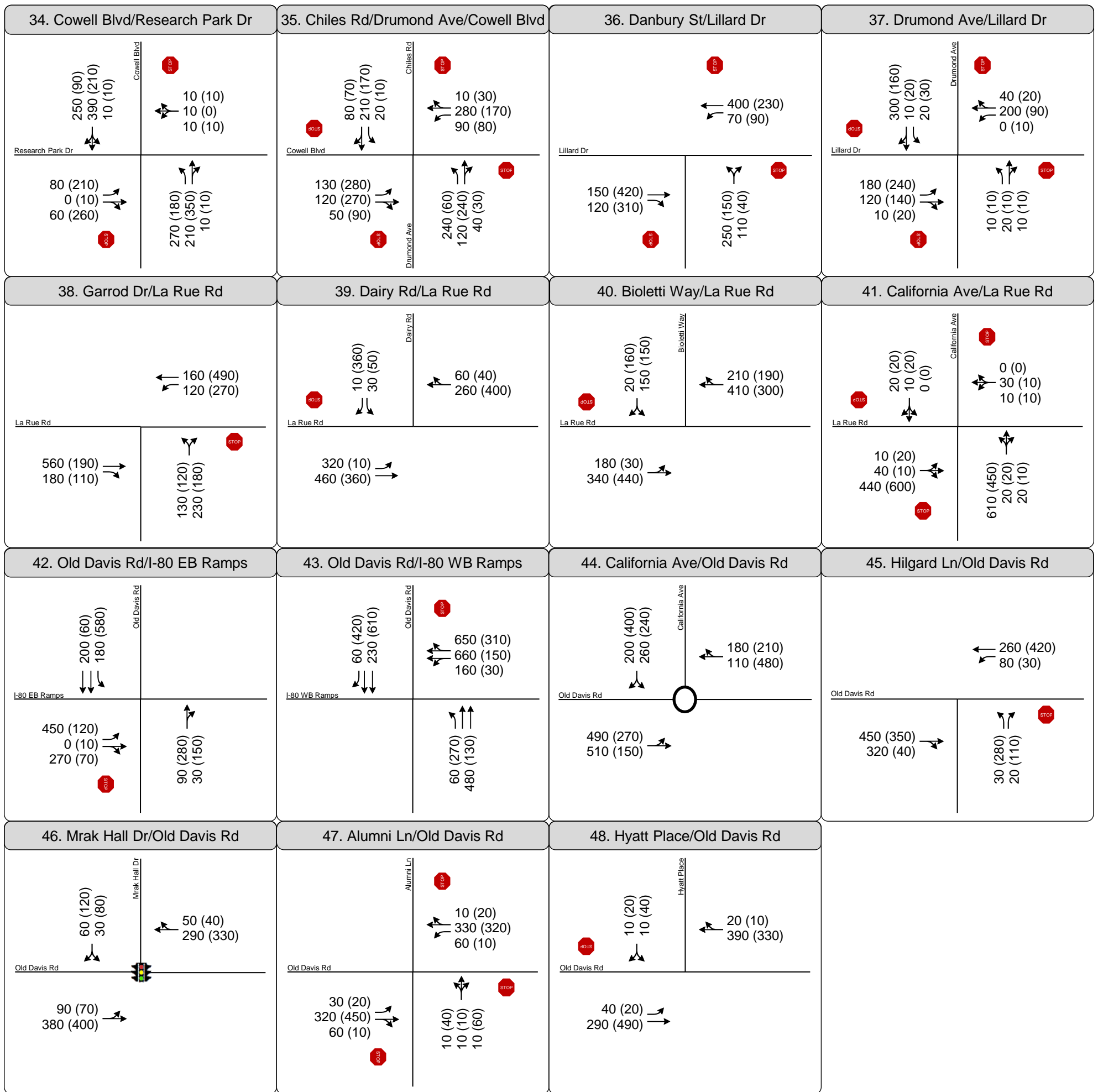
Traffic Signal



Stop Sign



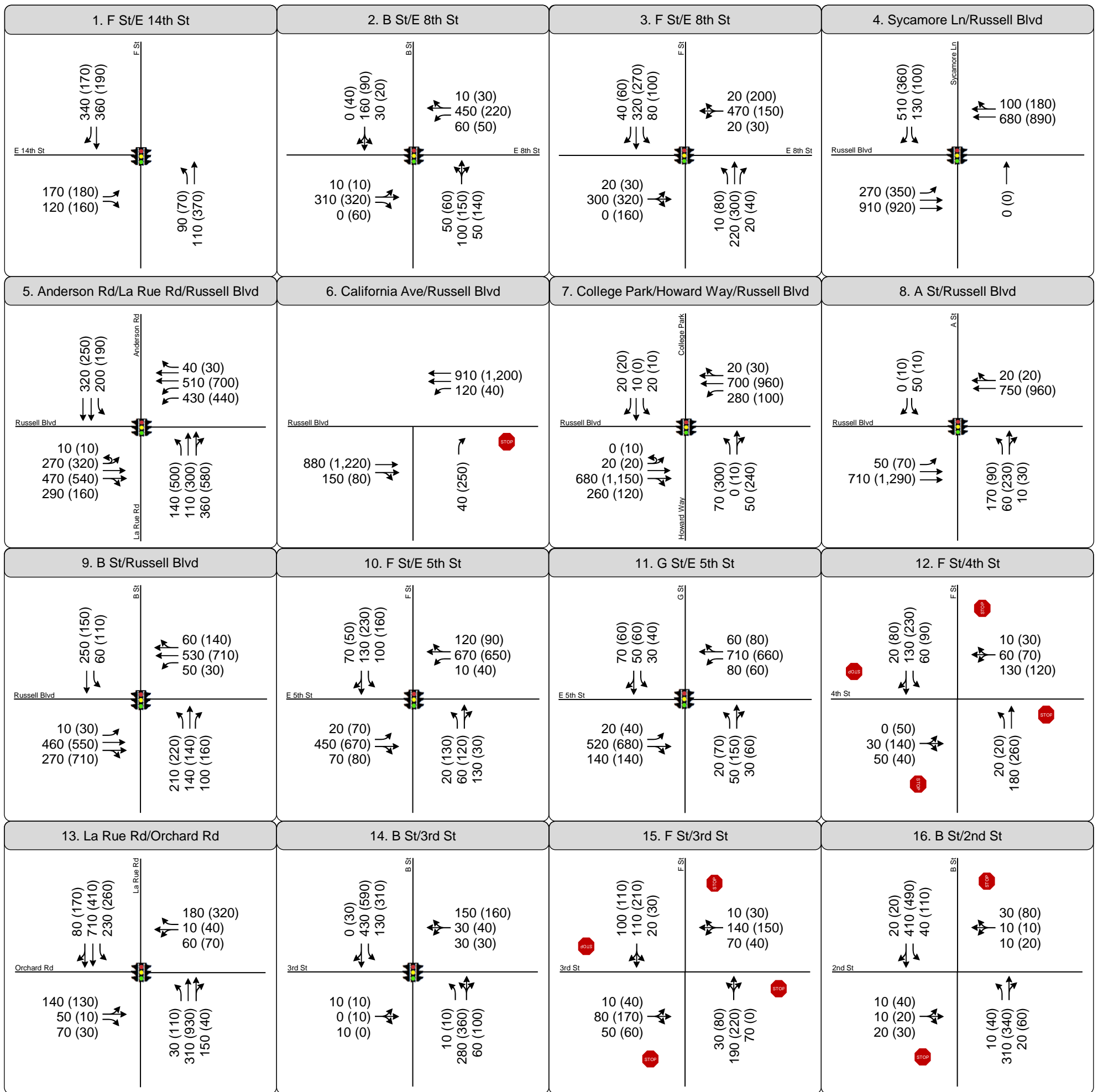
Figure I-4
Peak Hour Intersection Volumes
Cumulative No Nishi IC Project Conditions



- Turn Lane
- AM (PM)** Peak Hour Traffic Volume
- Traffic Signal
- Stop Sign
- Roundabout



Figure I-4
Peak Hour Intersection Volumes
Cumulative No Nishi IC Project Conditions



→ Turn Lane

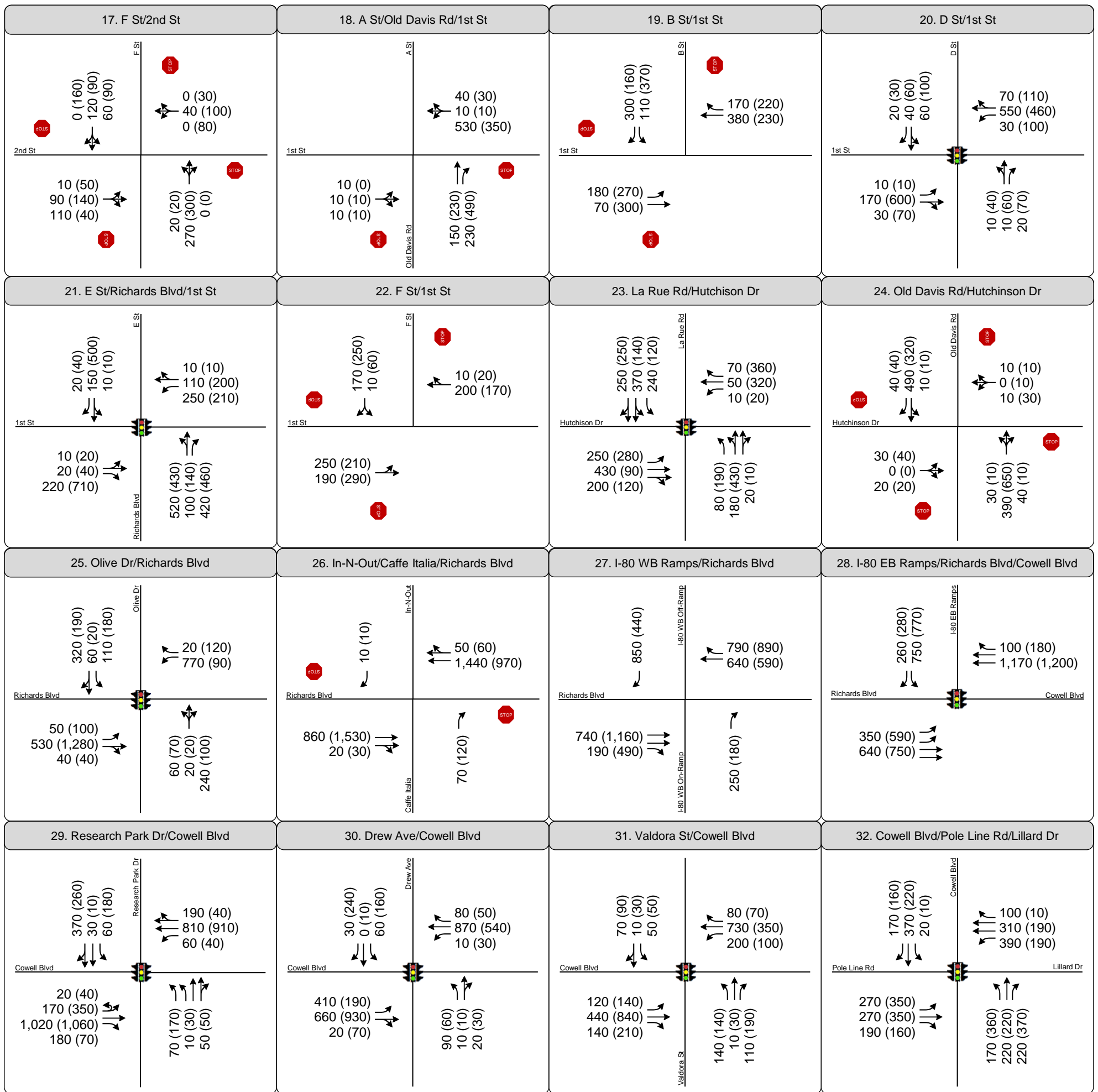
AM (PM) Peak Hour Traffic Volume

Traffic Signal

Stop Sign



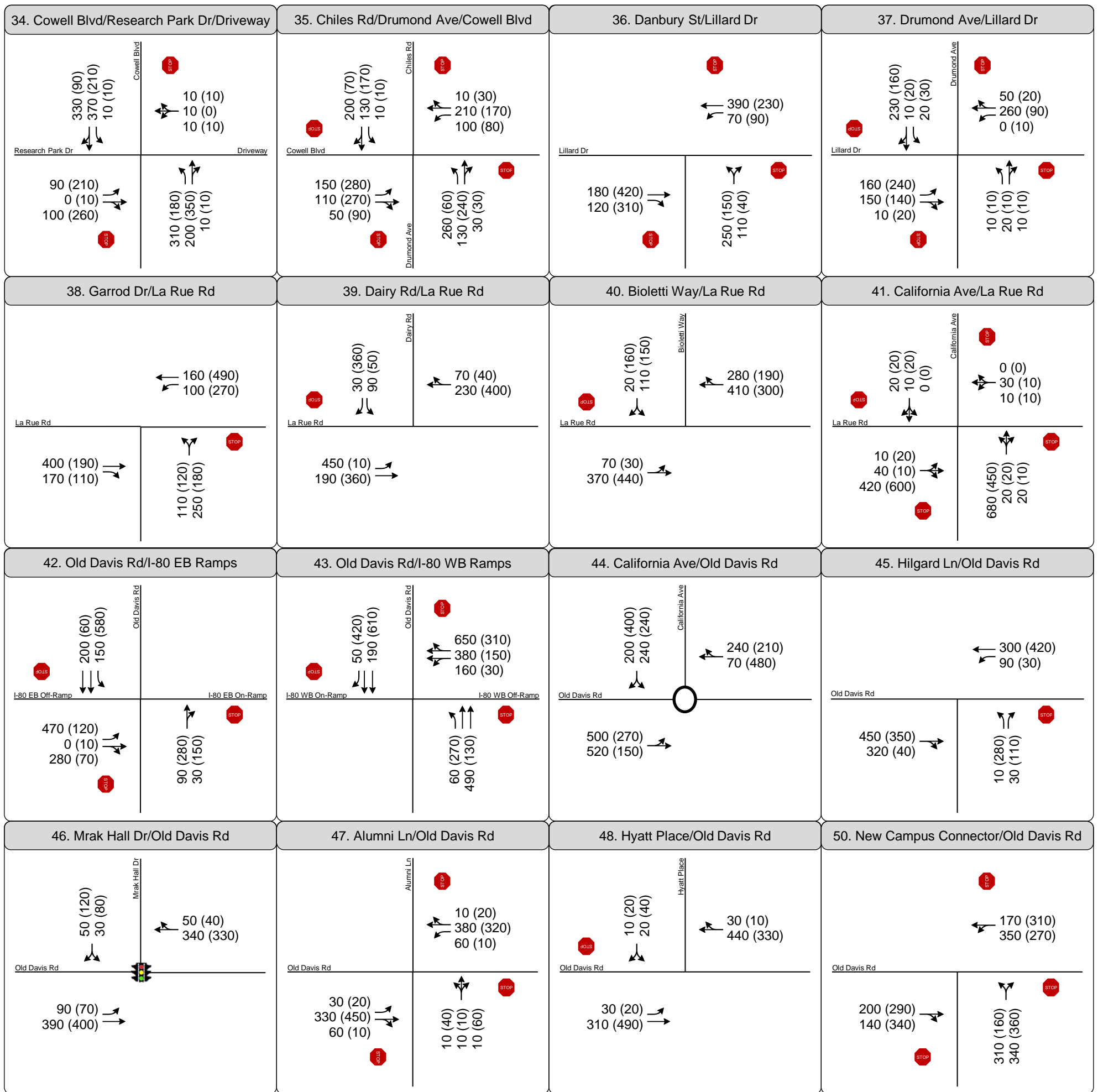
Figure I-5
Peak Hour Intersection Volumes
Cumulative Nishi Alt. 1 Project Conditions



-  Turn Lane
- AM (PM)** Peak Hour Traffic Volume
-  Traffic Signal
-  Stop Sign

Figure I-5
Peak Hour Intersection Volumes
Cumulative Nishi Alt. 1 Project Conditions

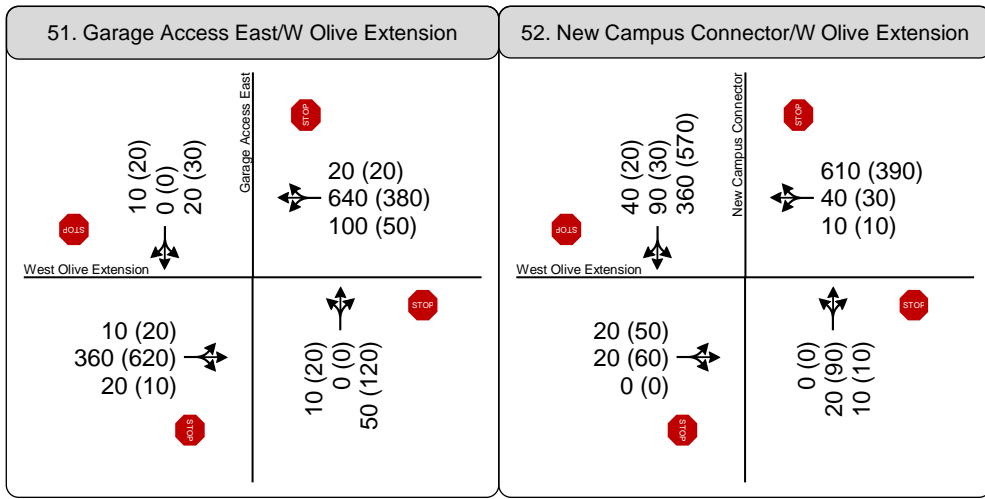




- Turn Lane
- AM (PM)** Peak Hour Traffic Volume
- Traffic Signal
- Stop Sign
- Roundabout

Figure I-5
Peak Hour Intersection Volumes
Cumulative Nishi Alt. 1 Project Conditions

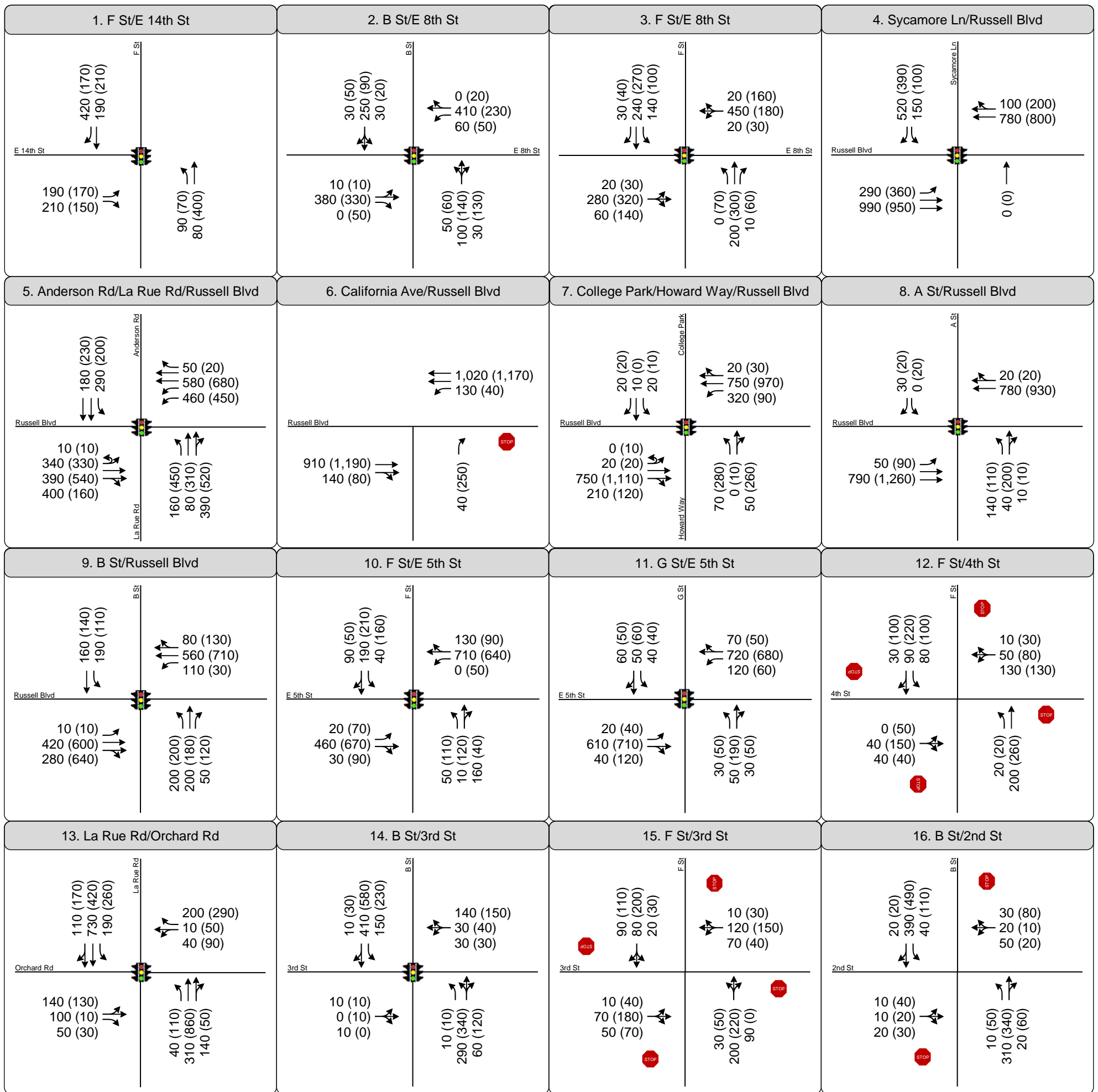




-  Turn Lane
- AM (PM) Peak Hour Traffic Volume
-  Traffic Signal
-  Stop Sign



Figure I-5
Peak Hour Intersection Volumes
Cumulative Nishi Alt. 1 Project Conditions



-  Turn Lane
- AM (PM)** Peak Hour Traffic Volume
-  Traffic Signal
-  Stop Sign

Figure I-6
Peak Hour Intersection Volumes
Cumulative Nishi Alt. 2 Project Conditions



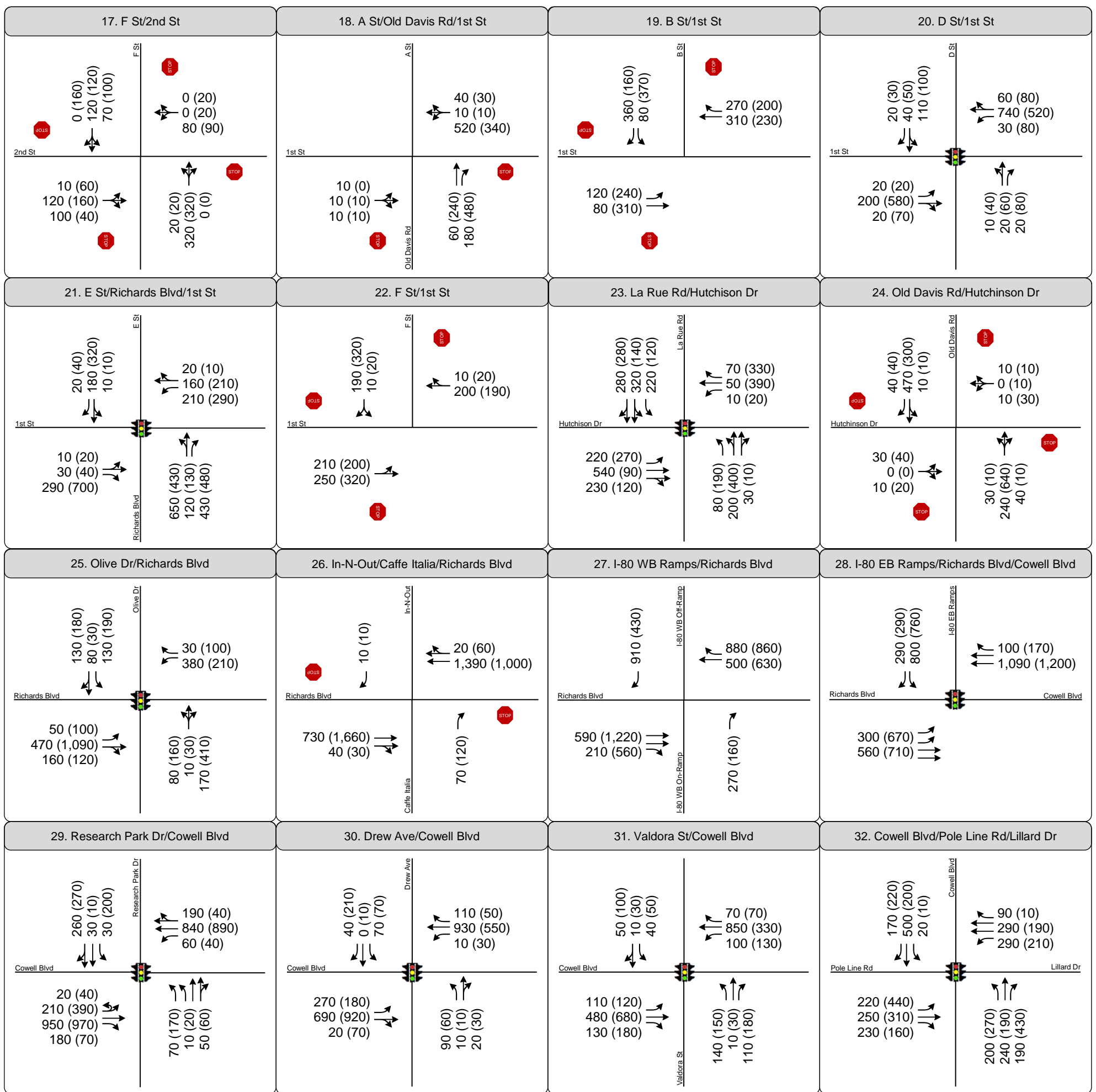
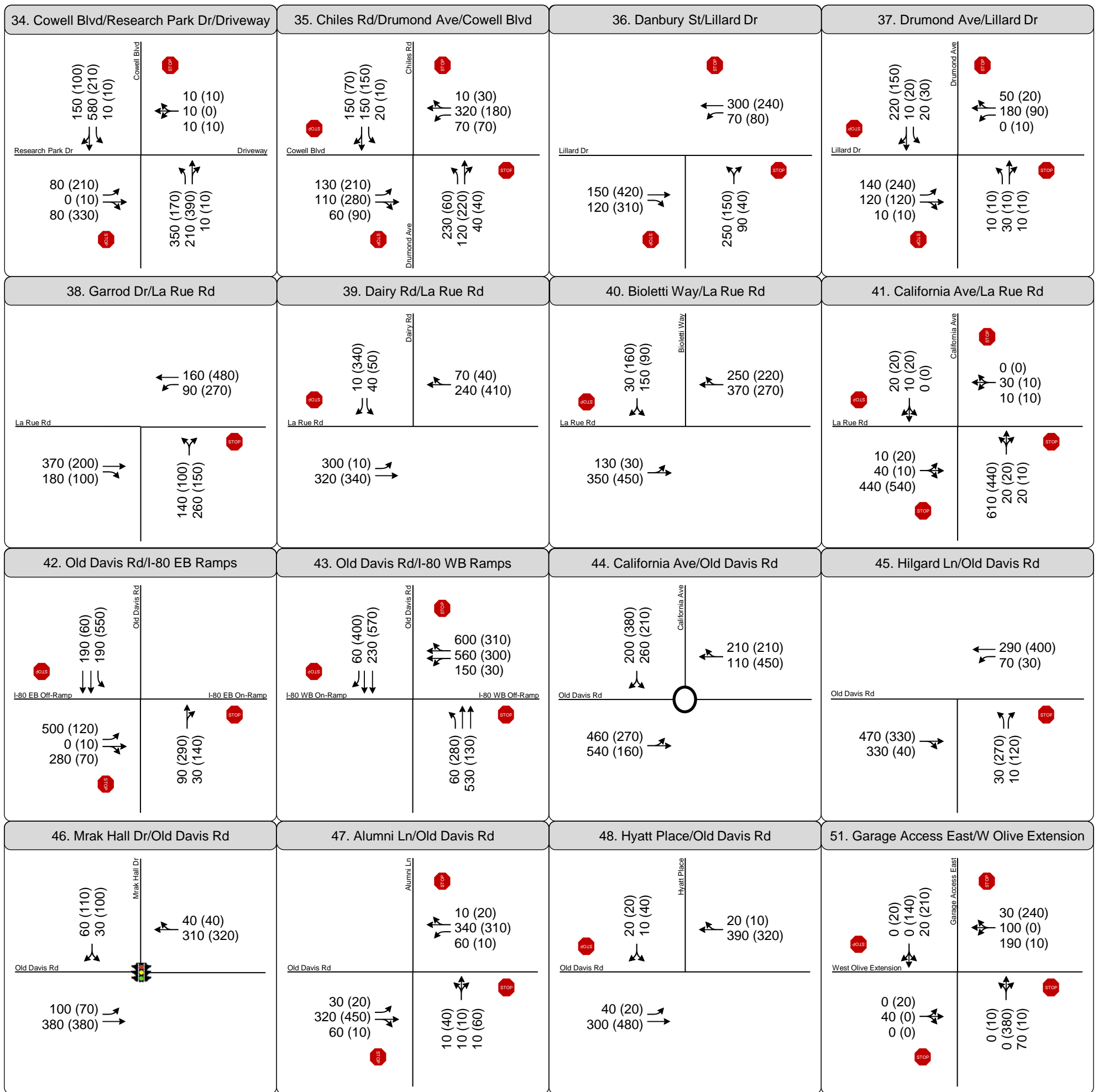


Figure I-6
Peak Hour Intersection Volumes
Cumulative Nishi Alt. 2 Project Conditions

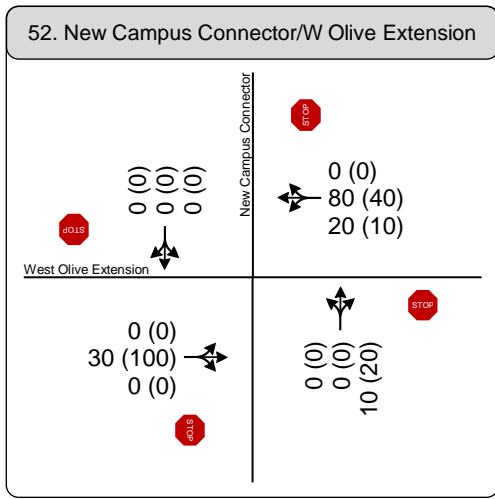




-  Turn Lane
- AM (PM)** Peak Hour Traffic Volume
-  Traffic Signal
-  Stop Sign
-  Roundabout



Figure I-6
Peak Hour Intersection Volumes
Cumulative Nishi Alt. 2 Project Conditions



Turn Lane

AM (PM)

Peak Hour Traffic Volume



Traffic Signal



Stop Sign



Figure I-6
Peak Hour Intersection Volumes
Cumulative Nishi Alt. 2 Project Conditions